

# Plenum-Rated

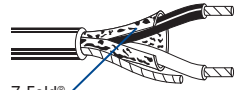
## Overall Beldfoil® Shield

### Audio, Control and Instrumentation Cables


Description	Part No.	UL NEC/ C(UL) CEC Type	No. of Pairs	Color Code	Standard Lengths		Standard Unit Weight		Insulation Thickness		Jacket Thickness		Nominal OD		Nominal Capacitance			
					Ft.	m	Lbs.	kg	Inch	mm	Inch	mm	Inch	mm	* pF/ Ft.	* pF/ m	** pF/ Ft.	** pF/ m

**22 AWG** Stranded (7x30) Tinned Copper Conductors • Twisted Pair • Overall Beldfoil Shield (100% Coverage) • 22 AWG Stranded TC Drain Wire

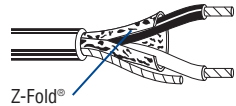
**Plenum • FEP Insulation • Red FEP Jacket**

300V RMS  Z-Fold®	<b>88761</b>	NEC:	1	Black,	100	30.5	2.7	1.2	.006	.15	.014	.36	.119	3.02	35	115	67	220			
		CMP:		Red	U-500	U-152.4	7.5	3.4													
		CEC:			500	152.4	7.5	3.4													
		CMP FT6			U-1000	U-304.8	15.0	6.8													
					1000	304.8	12.0	5.5													

**Plenum • FEP Insulation • Red Fluorocopolymer Jacket**

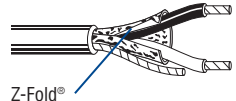
300V RMS  Z-Fold®	<b>87761</b>	NEC:	1	Black,	500	152.4	7.0	3.2	.006	.15	.014	.36	.116	2.95	35	115	67	220			
		CMP:		Red	1000	304.8	11.0	5.0													
		CEC:																			
		CMP FT6																			

**Plenum • FEP Insulation • Natural Flamarrest® Jacket**

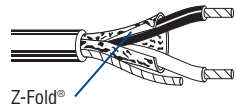
300V RMS  Z-Fold®	<b>82761</b>	NEC:	1	Black,	U-500	U-152.4	7.0	3.2	.006	.15	.014	.36	.116	2.95	35	115	67	220			
		CMP:		Red	U-1000	U-304.8	14.0	6.4													
		CEC:			1000	304.8	11.0	5.0													
		CMP FT6																			

**18 AWG** Stranded (19x30) Tinned Copper Conductors • Twisted Pair • Overall Beldfoil Shield (100% Coverage) • 20 AWG Stranded TC Drain Wire

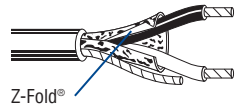
**Plenum • FEP Insulation • Red FEP Jacket**

300V RMS  Z-Fold®	<b>88760</b>	NEC:	1	Black,	100	30.5	3.7	1.7	.007	.18	.014	.36	.150	3.81	51	167	97	318			
		CMP:		Red	U-500	U-152.4	12.5	5.7													
		CEC:			500	152.4	11.0	5.0													
		CMP FT6			U-1000	U-304.8	24.0	10.9													
					1000	304.8	22.0	10.0													

**Plenum • FEP Insulation • Red Fluorocopolymer Jacket**

300V RMS  Z-Fold®	<b>87760</b>	NEC:	1	Black,	U-500	U-152.4	12.5	5.7	.007	.18	.014	.36	.150	3.81	51	167	97	318			
		CMP:		Red	500	152.4	10.5	4.8													
		CEC:			1000	304.8	21.0	9.5													
		CMP FT6																			

**Plenum • FEP Insulation • Natural Flamarrest Jacket**

300V RMS  Z-Fold®	<b>82760</b>	NEC:	1	Black,	U-500	U-152.4	12.0	5.5	.007	.18	.014	.36	.150	3.81	51	167	97	318			
		CMP:		Red	U-1000	U-304.8	22.0	10.0													
		CEC:			1000	304.8	21.0	9.5													
		CMP FT6																			

TC = Tinned Copper

\*Capacitance between conductors.

\*\*Capacitance between one conductor and other conductors connected to shield.