

Roger Access Control System

Manual for ME-2-S Metal Enclosure

Document version: Rev. A



General

ME-2-S is dedicated for access system installation where there is a problem with a free space required for the installation of electronic modules in individual enclosures. ME-2-S allows to reduce amount of space and cost because it reduces number of enclosures, transformers and reserve batteries used in the system.

Design

ME-2-S includes metal enclosure, two metal shelves and auxiliary accessories like screws, connection terminals, diodes etc. The shelves have multiple mounting holes adopted for following modules: PR402DR-BRD access controller, PR411DR-BRD access controller, CPR32-SE network controller, PR402-BRD access controller, PS10/20/15v24 power supplies and XM-8 I/O extension module. Up to four modules (e.g. PR402) can be installed in single ME-2-S enclosure.

Installation

Mechanical assembly and electrical wiring should be made according to drawings and diagrams presented later in this document.

Battery Wiring

Reserve battery should be connected to one, arbitrary selected module which will charge it and monitor its status. All remaining modules should be connected to battery via diodes (included in set).

Note: Deactivate battery monitoring functions on these modules which are not dedicated to charge battery otherwise they will signal battery problems.

In presented in this manual electrical diagram battery is charged and monitored by module no. 1. Modules 2, 3 and 4 are connected to battery through diodes 1N5402.

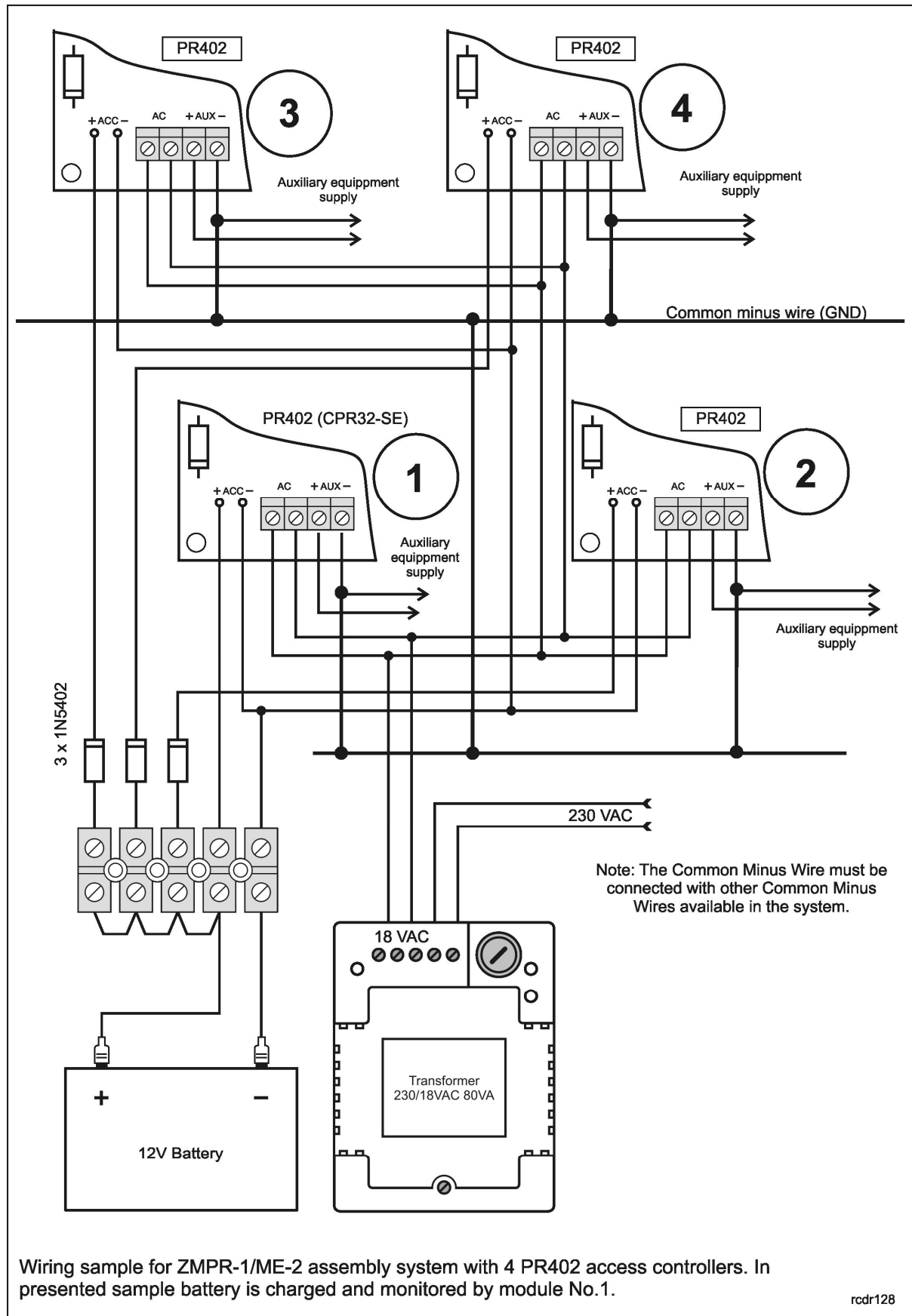
Note: By default PR402/CPR32-SE charge battery with 0.3A current. If necessary battery charge current can be increased up to 0.5A by means of potentiometer POT1 (available on PR402/CPR32-SE board). For detailed description of charging current adjustment refer to Installer Manual delivered with given module.

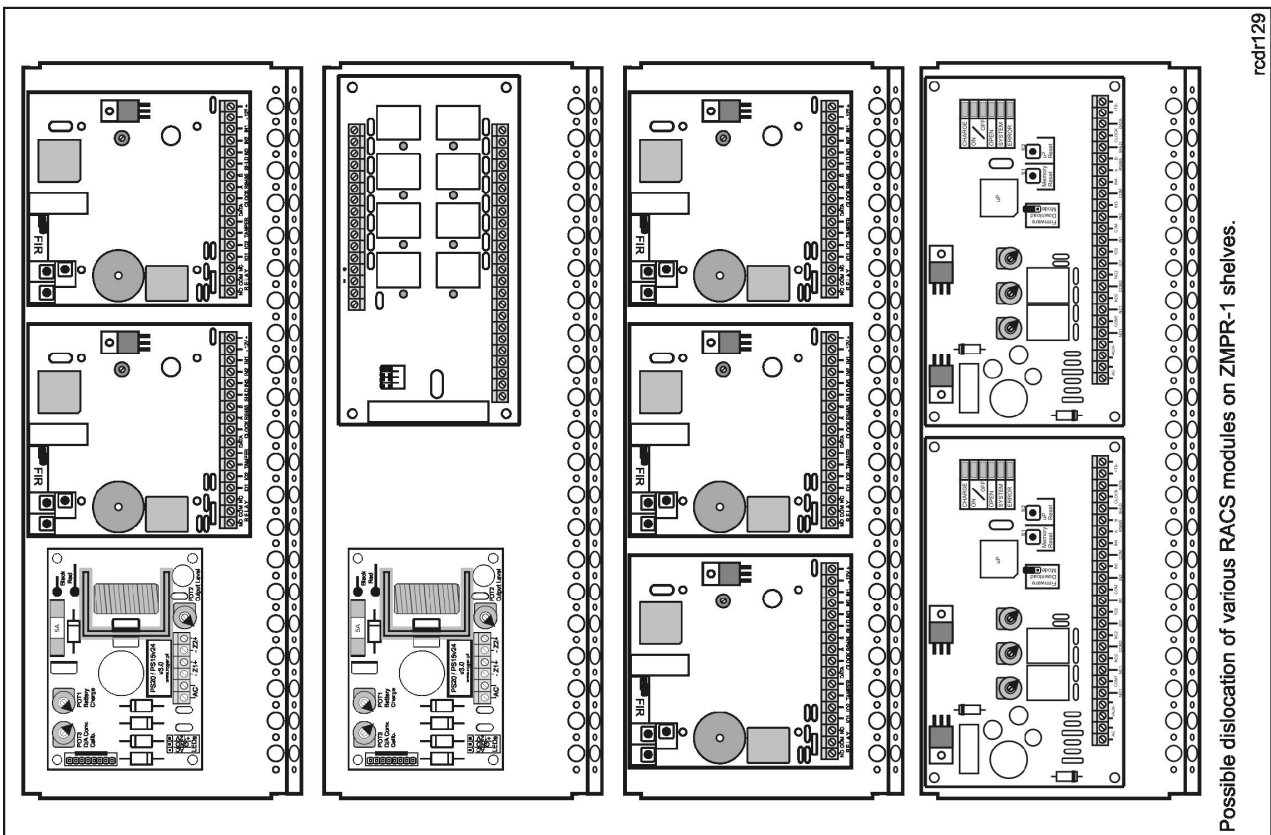
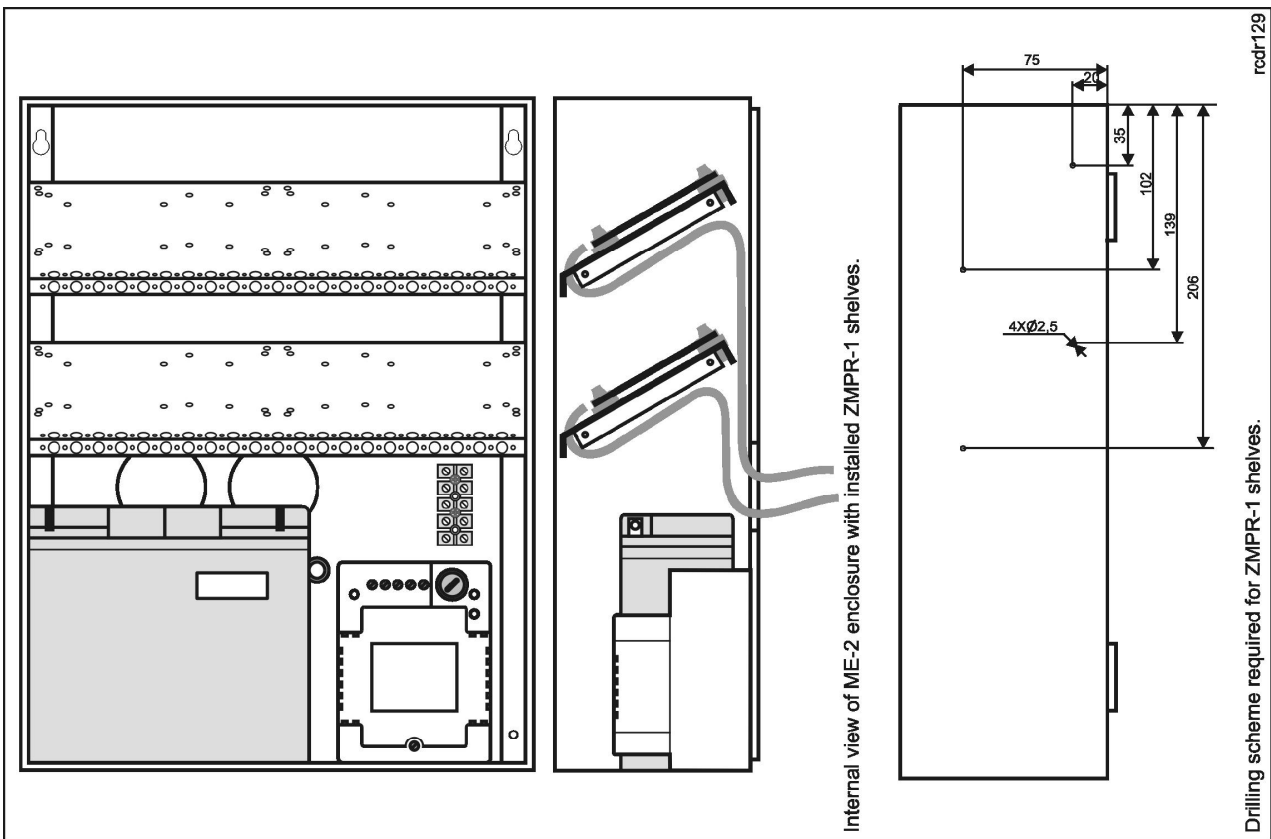
Transformer Wiring

All module which require AC supply are connected in parallel to transformer 18VAC output.

Common Ground Wire

All negative terminals of every modules in the system should be connected together (shorted) with additional wire which must be capable to work with 5A, however because of relative short length it can be as low as 0.5 mm² in cross section.





Ordering Codes	
ME-2-S	Metal enclosure with 18VAC/80VA transformer and two shelves.

Contact:**Roger sp.j.****82-400 Sztum****Gościszewo 59****Tel.: +48 55 272 0132****Fax: +48 55 272 0133****Tech. support: +48 55 267 0126****E-mail: biuro@roger.pl****Web: www.roger.pl**