


Fixed Patch Panels


F09 - Fixed 2U 48 Port ST / FC Patch Panel





Easy panel identification labelling


Unloaded F09XXX00

ST Singlemode		
F09 (48 port)		With
	F09STS24	24 adapters
	F09STS36	36 adapters
	F09STS48	48 adapters
Adapter only part no. STUZR02		

ST Multimode		
F09 (48 port)		With
	F09STM24	24 adapters
	F09STM36	36 adapters
	F09STM48	48 adapters
Adapter only part no. STUPHBR		

FC Multimode		
F09 (48 port)		With
	F09FCM24	24 adapters
	F09FCM36	36 adapters
	F09FCM48	48 adapters
Adapter only part no. FCUPHBR-D		

FC Singlemode		
F09 (48 port)		With
	F09FCS24	24 adapters
	F09FCS36	36 adapters
	F09FCS48	48 adapters
Adapter only part no. FCUZR02-D		

FCA Singlemode		
F09 (48 port)		With
	F09FCA24	24 adapters
	F09FCA36	36 adapters
	F09FCA48	48 adapters
Adapter only part no. FCAPCUZR02-D		

Specification

Width: 19" - 483mm Depth: 300mm Height: 2U Weight: 3kg Fully loaded Colour: Black

Cable entry 6 x 20mm gland holes



**Cable Management
& Accessories**
See page 78