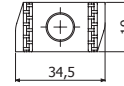
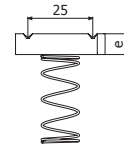




TM41



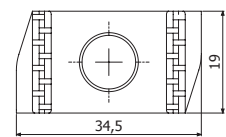
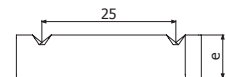
	e mm	Qtrac kg	Qcort kg	Pap N-m	EZ		GC		i316	
					REF.	kg/ud	REF.	kg/ud	REF.	kg/ud
TM41 M6	6	500	100	3,5	0/0427	0,03	2/8225	0,03	-	-
TM41 M8	6	600	240	8,4	0/0455	0,03	0/1070	0,03	0/1072	0,03
TM41 M10	8	700	350	17	0/0336	0,04	0/1071	0,04	0/0970	0,04



TAD



	e mm	Qtrac kg	Qcort kg	Pap N-m	EZ	
					REF.	kg/ud
TAD M8	6	600	240	8,4	0/0494	0,03
TAD M10	8	700	350	17	2/5543	0,03



TEP



	e mm	Qtrac kg	Qcort kg	Pap N-m	EZ	
					REF.	kg/ud
TEP M10X30	8	700	350	17	0/0907	0,10

