


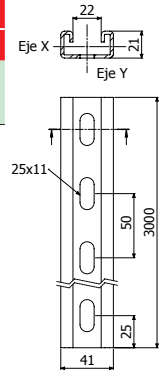


**P41 41X21**




L = 3 m (10 ft)

	e		A		Wx		Wy		GS		GC	
	mm		cm <sup>2</sup>	in <sup>2</sup>	cm <sup>3</sup>	in <sup>3</sup>	cm <sup>3</sup>	in <sup>3</sup>	REF.	kg/m	REF.	kg/m
41X21X1,5	1,5	<b>1,44</b>	0,22	<b>0,79</b>	0,04	<b>1,86</b>	0,11	2/6366	1,26			
41X21X2,5	2,5	<b>2,14</b>	0,33	<b>1,08</b>	0,06	<b>2,73</b>	0,16	2/0235	1,71	2/0236	1,80	

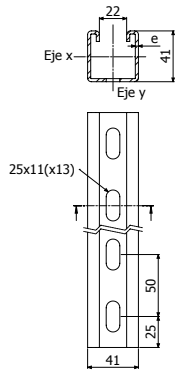


**P41 41X41**




L = 3 m (10 ft)

	e		A		Wx		Wy		GS		GC		i304		i316	
	mm		cm <sup>2</sup>	in <sup>2</sup>	cm <sup>3</sup>	in <sup>3</sup>	cm <sup>3</sup>	in <sup>3</sup>	REF.	kg/m	REF.	kg/m	REF.	kg/ud	REF.	kg/ud
41X41X1,5	1,5	<b>1,95</b>	0,30	<b>2,09</b>	0,12	<b>2,92</b>	0,17	2/6365	1,67			2/18079	1,67	2/18440	1,67	
41X41X2,5	2,5	<b>3,13</b>	0,48	<b>3,16</b>	0,19	<b>4,54</b>	0,27	2/0233	2,53	2/0234	2,66	-	-	-	-	
41X41X2,5 D13	2,5	<b>3,13</b>	0,48	<b>3,16</b>	0,19	<b>4,54</b>	0,27	2/7388	2,53			-	-	-	-	
P41 41X41X2	2	<b>2,63</b>	0,40	<b>2,81</b>	0,17	<b>3,81</b>	0,23					2/18080	2,02	2/18441	2,02	



**P41-3S 41X41X2**



L = 3 m (10 ft)

	e		A		Wx		Wy		GS		GC	
	mm		cm <sup>2</sup>	in <sup>2</sup>	cm <sup>3</sup>	in <sup>3</sup>	cm <sup>3</sup>	in <sup>3</sup>	REF.	kg/m	REF.	kg/m
41X41X2-3S	2	<b>2,20</b>	0,34	<b>2,27</b>	0,14	<b>3,08</b>	0,19	2/17313	2,02	2/17312	2,217	

