

**Copper Systems**

Cat. 5e unshielded	5
Cat. 5e shielded	10
Cat. 6 unshielded	14
Cat. 6 shielded	19
Cat. 6 _A unshielded	24
Cat. 6 _A shielded	31
Voice	38

Outlets	40
---------	----

U-Box	43
-------	----

DESKbox	44
---------	----

FLEXkanal	47
-----------	----

Security	49
----------	----

RMS45	53
-------	----

Tools	56
-------	----

Industrial

Installation cables	58
---------------------	----

Patchcords	58
------------	----

Connectors	60
------------	----

IP Housing	62
------------	----

Outlets and boxes	63
-------------------	----

Accessories	66
-------------	----

Fiber Optic Systems

OM3	68
-----	----

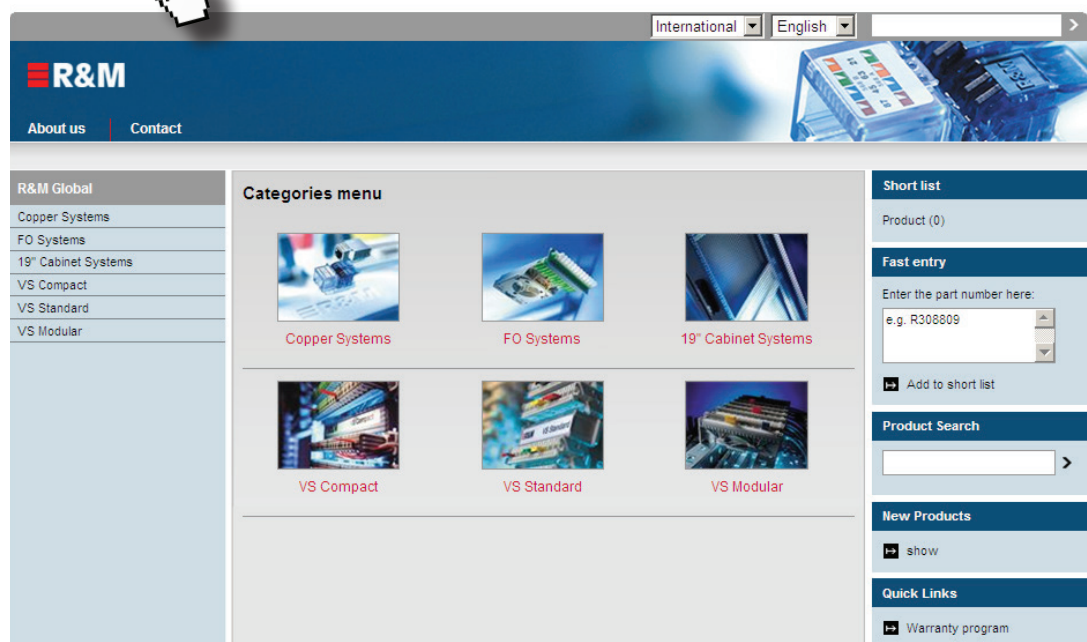
OM4	71
-----	----

OS2	74
-----	----

Accessories	77
-------------	----

Security	78
----------	----

i This is a short version of product catalog. To find all products and documentations please visit our Online Catalog at:
www.universe.rdm.com




i See also our websites dedicated for Data Center and FTTH solutions.
www.datacenter.rdm.com
www.ftth.rdm.com



Cat.5e unshielded

Ordering Information	Description	PU	Part Number
----------------------	-------------	----	-------------

Installation Cable




Installation Cable Cat.5e, U/UTP,

Cat.5e, U/UTP cable. 100 Ohm impedance. Data transmission frequencies of up to 200 MHz.

4P, 200 MHz, PVC, 500 m	500	R35044
4P, 200 MHz, LSZH, 500 m	500	R35045
4P, 200 MHz, PVC, 305 m	305	R35291
4P, 200 MHz, LSZH, 305 m	305	R35292

Patch Cord



Patch Cord Cat.5e, U/UTP, 4P, PVC, RJ45/u-RJ45/u,

Cable identification: U/UTP.

Outer jacket: PVC.

Conductor diameter copper strand: AWG26/7.

Screened in pairs: no.

Overall screen: no.

Outer diameter: 5.1 mm.

0.5 m	10	R305014
1.5 m	10	R305019
2.0 m	10	R305020
3.0 m	10	R305021
5.0 m	10	R305022
7.5 m	10	R305023
10.0 m	10	R305024

Connection Module




Connection Module Cat.5e, 1xRJ45/u,

Supplied:

- RJ45 Cat.5e connection module, unshielded
- Mounting plate
- Dust cover
- Cable tie
- Installation instructions

10x	10	R925371
100x	100	R304326



Connection Module Cat.5e, 1xRJ45/u, Snap-in,

Supplied:

- RJ45 Cat.5e connection module, unshielded
- Snap-in adapter
- Dust cover
- Cable tie
- Installation instructions


10x	10	R302518
100x	100	R308733

Cat.5e unshielded


Ordering Information	Description	PU	Part Number
	Connection Module Cat.5e, 1xRJ45/u, Special, Supplied: – RJ45 Cat.5e connection module, unshielded, without mounting plate – Dust cover – Cable tie – Installation instructions 20x	20	R305112
Patch Panel 1U			
	19" 1U Patch Panel 16xRJ45/u, Cat.5e, Supplied: – 19" 1U 16-port patch panel, empty, unshielded – 16 Cat.5e connection modules, RJ45/u incl. dust covers – 19" mounting kit – 3 jumpering brackets – 4 labeling strips – Cable ties – Installation instructions fully populated	1	R305886
	19" 1U Patch Panel 16-Port/u, With a capacity for 16 unshielded RJ45 connection modules or 4 FiberModuls 1U. Supplied: – 19" 1U 16-port patch panel, empty, unshielded – 19" mounting kit – 3 jumpering brackets – 4 labeling strips – Installation instructions empty	1	R305890
	19" 1U Patch Panel 24xRJ45/u, Cat.5e, Supplied: – 19" 1U 24-port metal patch panel, empty, integrated cable tie shelf – 24 Cat.5e connection modules, RJ45/u incl. dust covers – 19" mounting kit – 4 labeling strips – Cable ties – Installation instructions gray, fully populated	1	R305118
	19" 1U Patch Panel 24-Port, With a capacity for 24 snap-in connection modules shielded/unshielded or FO adapters snap-in frame. Supplied: – 19" 1U 24-port metal patch panel, empty, integrated cable tie shelf – 19" mounting kit – 4 labeling strips – Installation instructions gray, empty	1	R305119

Ordering Information	Description	PU	Part Number
----------------------	-------------	----	-------------


Patch Panel 2U




19" 2U Global Patch Panel 48xRJ45/u, Cat.5e, Supplied: – 19" 2U Global patch panel/u – 16 connection module holders 2U Global/u – 48 Cat.5e connection modules, RJ45/u incl. dust covers – Labeling strips – 19" mounting kit – Cable ties – Installation instructions fully populated	1	R505716
---	---	---------



19" 2U Global Patch Panel 48-Port/u, Holds up to sixteen 2U Global/u connection module holders or 2U Global blind covers. Max. capacity of 48 RJ45/u connection modules. Supplied: – 19" 2U Global patch panel/u – 19" mounting kit – Installation instructions empty	1	R503805
---	---	---------




Connection Module Holder 2U Global/u To be mounted into 19" 2U Global patch panels, unshielded. Holding capacity: 3 connection modules RJ45/u. Supplied: – Connection module holder – Labeling strip	1	R504610
---	---	---------






Blind Cover 2U Global For use with 19" 2U Global patch panels, shielded and unshielded.	1	R316871
---	---	---------

Patch Panel 3U








19" 3U Global Patch Panel 60xRJ45/u, Cat.5e, Supplied: – 19" 3U Global patch panel/u incl. cable tie shelf – 15 connection module holders Global/u – 60 Cat.5e connection modules, RJ45/u incl. dust covers – Labeling strips – 19" mounting kit – Cable ties – Installation instructions fully populated	1	R35407
--	---	--------

Cat.5e unshielded

Ordering Information	Description	PU	Part Number
	19" 3U Global Patch Panel 60-Port/u, Holds up to fifteen Global/u connection module holders, Global blind covers or six Global adapter units. Max. capacity of 60 RJ45/u connection modules. Supplied: – 19" 3U Global patch panel/u incl. cable tie shelf – 19" mounting kit – Installation instructions empty	1	R35409
	Connection Module Holder 3U Global/u, To be mounted into 19" 3U Global patch panels, unshielded. Holding capacity: 4 connection modules RJ45/u or 4 SC-RJ or E-2000™ -Compact adapters. Supplied: – Connection module holder – Labeling strip – Installation instructions 1 GU	1	R35403
	Blind Cover 3U Global, For use with 19" 3U Global patch panels, shielded and unshielded. 1 GU	1	R35401

Patch Panel Accessories


	19" 1U Cable Through Guide Panel Material: sheet steel. Color: medium gray (NCS 2502-B).	1	R25055
	<div>i</div> Does not include 19" mounting kit.		
	19" 1U Cable Management Plastic, Plastic plate with four mounted jumpering brackets. For a neat, horizontal routing of patch cords between patching fields. The reinforced plastic plate and snap-in jumpering brackets provide additional stability and quick mounting. Supplied: – 19" 1U plastic panel – 4 plastic rings, gray – 19" mounting kit 70 mm plastic ring	1	R306179

Ordering Information	Description	PU	Part Number
	19" Blind Plate To cover unused spaces. Material: sheet steel. Color: medium gray (NCS 2502-B).		
	1U	1	R24031-01
	2U	1	R24031-02
	3U	1	R24031-03
	4U	1	R24031-04
	 Does not include 19" mounting kit.		
	19" Mounting Kit, standard For the mounting of all types of 19" components. Supplied: – 4 M6 screws – 4 M6 cage nuts – 4 plastic collars, black		
		1	R305989

Cat.5e shielded

Ordering Information	Description	PU	Part Number
----------------------	-------------	----	-------------


Installation Cable



Installation Cable Cat.5e, F/UTP,

Cat.5e, F/UTP cable. Aluminum foil shielding. Tinplated copper drain wire. 100 Ohm impedance. Data transmission frequencies of up to 200 MHz.

4P, 200 MHz, LSZH, 500 m	500	R35049
4P, 200 MHz, PVC, 305 m	305	R300317
4P, 200 MHz, LSZH, 305 m	305	R300316



Installation Cable Cat.5e, SF/UTP,

Cat.5e, SF/UTP cable. Aluminum foil and tin-coated copper braid shielding. 100 Ohm impedance. Data transmission frequencies of up to 200 MHz.

4P, 200 MHz, PVC, 500 m	500	R35052
4P, 200 MHz, LSZH, 500 m	500	R302089

Patch Cord



Patch Cord Cat.5e, SF/UTP, 4P, LSFRZH, RJ45/s-RJ45/s,

Cable identification: SF/UTP.

Outer jacket: LSFRZH.

Conductor diameter copper strand: AWG26/7.

Screened in pairs: no.

Overall screen: copper braid + AL/foil.

Outer diameter: 5.5 mm.

0.5 m	10	R305039
1.0 m	10	R305040
1.5 m	10	R305041
2.0 m	10	R305042
3.0 m	10	R305043
5.0 m	10	R305044
7.5 m	10	R305045
10.0 m	10	R305046

Connection Module







Connection Module Cat.5e, 1xRJ45/s,

Supplied:






- RJ45 Cat.5e connection module, shielded
- Mounting plate
- EMC cover
- Dust cover
- Cable tie
- Installation instructions




10x	10	R925370
100x	100	R304325

Cat.5e shielded

Ordering Information	Description	PU	Part Number
	Connection Module Cat.5e, 1xRJ45/s, Snap-in, Supplied: – RJ45 Cat.5e connection module, shielded – Snap-in adapter – EMC cover – Dust cover – Cable tie – Installation instructions		
	10x 100x	10 100	R302780 R308731
	Connection Module Cat.5e, 1xRJ45/s, Special, Supplied: – RJ45 Cat.5e connection module, shielded, without mounting plate – EMC cover – Dust cover – Cable tie – Installation instructions		
	20x	20	R305111
Patch Panel 1U			
	19" 1U Patch Panel 24xRJ45/s, Cat.5e, Supplied: – 19" 1U 24-port metal patch panel, empty, integrated cable tie shelf – 24 Cat.5e connection modules, RJ45/s incl. EMC covers and dust cover – 19" mounting kit – 4 labeling strips – Cable ties – Installation instructions		
	gray, fully populated	1	R305121
Patch Panel 2U			
	19" 2U Global Patch Panel 48xRJ45/s, Cat.5e, Supplied: – 19" 2U Global patch panel/s – 16 connection module holders 2U Global/s – Grounding system – 48 Cat.5e connection modules, RJ45/s incl. EMC covers and dust covers – Labeling strips – 19" mounting kit – Cable ties – Installation instructions		
	fully populated	1	R505715

Cat.5e shielded


Ordering Information	Description	PU	Part Number
	<p>19" 2U Global Patch Panel 48-Port/s, Holds up to sixteen 2U Global/s connection module holders or 2U Global blind covers. Max. capacity of 48 RJ45/s connection modules.</p> <p>Supplied:</p> <ul style="list-style-type: none"> – 19" 2U Global patch panel/s – Grounding system – 19" mounting kit – Installation instructions <p>empty</p>	1	R503806
	<p>Connection Module Holder 2U Global/s To be mounted into 19" 2U Global patch panels, shielded. Holding capacity: 3 connection modules RJ45/s.</p> <p>Supplied:</p> <ul style="list-style-type: none"> – Connection module holder – Integrated grounding plate – Labeling strip 	1	R503813
Patch Panel 3U			
	<p>19" 3U Global Patch Panel 60xRJ45/s, Cat.5e, Supplied:</p> <ul style="list-style-type: none"> – 19" 3U Global patch panel/s incl. cable tie shelf – 15 connection module holders Global/s – Grounding system – 60 Cat.5e connection modules, RJ45/s incl. EMC covers and dust covers – Labeling strips – 19" mounting kit – Cable ties – Installation instructions <p>fully populated</p>	1	R35406
	<p>19" 3U Global Patch Panel 60-Port/s, Holds up to fifteen Global/s connection module holders, Global blind covers or six Global adapter units. Max. capacity of 60 RJ45/s connection modules.</p> <p>Supplied:</p> <ul style="list-style-type: none"> – 19" 3U Global patch panel/s incl. cable tie shelf – Grounding system – 19" mounting kit – Installation instructions <p>empty</p>	1	R35408
	<p>Connection Module Holder 3U Global/s, To be mounted into 19" 3U Global patch panels, shielded. Holding capacity: 4 connection modules RJ45/s.</p> <p>Supplied:</p> <ul style="list-style-type: none"> – Connection module holder – Integrated grounding plate – Labeling strip – Installation instructions <p>1 GU</p>	1	R35402

Ordering Information	Description	PU	Part Number
Patch Panel Accessories			
	19" 1U Cable Through Guide Panel Material: sheet steel. Color: medium gray (NCS 2502-B).	1	R25055
	 Does not include 19" mounting kit.		
	19" 1U Cable Management Plastic, Plastic plate with four mounted jumpering brackets. For a neat, horizontal routing of patch cords between patching fields. The reinforced plastic plate and snap-in jumpering brackets provide additional stability and quick mounting. Supplied: – 19" 1U plastic panel – 4 plastic rings, gray – 19" mounting kit 70 mm plastic ring	1	R306179
	19" Blind Plate To cover unused spaces. Material: sheet steel. Color: medium gray (NCS 2502-B).		
	1U	1	R24031-01
	2U	1	R24031-02
	3U	1	R24031-03
	4U	1	R24031-04
	 Does not include 19" mounting kit		
	19" Mounting Kit, standard For the mounting of all types of 19" components. Supplied: – 4 M6 screws – 4 M6 cage nuts – 4 plastic collars, black	1	R305989

Cat.6 unshielded

Ordering Information	Description	PU	Part Number
----------------------	-------------	----	-------------

Installation Cable



Installation Cable Cat.6, U/UTP,

Cat.6, U/UTP cable. 100 Ohm impedance. Data transmission frequencies of up to 450 MHz.

4P, 450 MHz, LSZH, 500 m

500

R35057

Patch Cord



Patch Cord Cat.6, U/UTP, 4P, LSZH, RJ45/u-RJ45/u,

Cable identification: U/UTP.

Outer jacket: LSZH.

Conductor diameter copper strand: AWG26/7.

Screened in pairs: no.

Overall screen: no.

Outer diameter: 5.6 mm.

0.5 m

10

R302309

1.0 m

10

R302310

1.5 m

10

R302311

2.0 m

10

R302312

3.0 m

10

R302313

5.0 m

10

R302314

7.5 m

10

R302315

10.0 m

10

R302316

Connection Module



Connection Module Cat.6, 1xRJ45/u,

Supplied:

– RJ45 Cat.6 connection module, unshielded

– Mounting plate

– Dust cover

– Cable tie

– Installation instructions

10x


10

R302373

100x

100

R304328



Connection Module Cat.6, 1xRJ45/u, Snap-in,

Supplied:

– RJ45 Cat.6 connection module, unshielded

– Snap-in adapter

– Dust cover

– Cable tie

– Installation instructions

10x

10

R304374

100x


100

R308734

Cat.6 unshielded

Ordering Information	Description	PU	Part Number
----------------------	-------------	----	-------------

Patch Panel 1U



19" 1U Patch Panel 16xRJ45/u, Cat.6,


Supplied:

- 19" 1U 16-port patch panel, empty, unshielded
- 16 Cat.6 connection modules, RJ45/u incl. dust covers
- 19" mounting kit
- 3 jumpering brackets
- 4 labeling strips
- Cable ties
- Installation instructions

fully populated

1

R305888



19" 1U Patch Panel 16-Port/u,

With a capacity for 16 unshielded RJ45 connection modules or 4 FiberModuls 1U.


Supplied:

- 19" 1U 16-port patch panel, empty, unshielded
- 19" mounting kit
- 3 jumpering brackets
- 4 labeling strips
- Installation instructions

empty

1

R305890



19" 1U Patch Panel 24xRJ45/u, Cat.6,


Supplied:

- 19" 1U 24-port metal patch panel, empty, integrated cable tie shelf
- 24 Cat.6 connection modules, RJ45/u incl. dust covers
- 19" mounting kit
- 4 labeling strips
- Cable ties
- Installation instructions

gray, fully populated ¹⁾

1

R305117



19" 1U Patch Panel 24-Port,

With a capacity for 24 snap-in connection modules shielded/unshielded or FO adapters snap-in frame.

Supplied:


- 19" 1U 24-port metal patch panel, empty, integrated cable tie shelf
- 19" mounting kit
- 4 labeling strips
- Installation instructions

gray, empty ¹⁾

1

R305119

Patch Panel 2U



19" 2U Global Patch Panel 48xRJ45/u, Cat.6,

Supplied:




- 19" 2U Global patch panel/u
- 16 connection module holders 2U Global/u
- 48 Cat.6 connection modules, RJ45/u incl. dust covers
- Labeling strips
- 19" mounting kit
- Cable ties
- Installation instructions

fully populated



1

R505718

Cat.6 unshielded


Ordering Information	Description	PU	Part Number
	19" 2U Global Patch Panel 48-Port/u, Holds up to sixteen 2U Global/u connection module holders or 2U Global blind covers. Max. capacity of 48 RJ45/u connection modules. Supplied: – 19" 2U Global patch panel/u – 19" mounting kit – Installation instructions empty	1	R503805
	Connection Module Holder 2U Global/u To be mounted into 19" 2U Global patch panels, unshielded. Holding capacity: 3 connection modules RJ45/u. Supplied: – Connection module holder – Labeling strip	1	R504610
	Blind Cover 2U Global For use with 19" 2U Global patch panels, shielded and unshielded.	1	R316871

Patch Panel 3U

	19" 3U Global Patch Panel 60xRJ45/u, Cat.6, Supplied: – 19" 3U Global patch panel/u incl. cable tie shelf – 15 connection module holders Global/u – 60 Cat.6 connection modules, RJ45/u incl. dust covers – Labeling strips – 19" mounting kit – Cable ties – Installation instructions fully populated	1	R302363
	19" 3U Global Patch Panel 60-Port/u, Holds up to fifteen Global/u connection module holders, Global blind covers or six Global adapter units. Max. capacity of 60 RJ45/u connection modules. Supplied: – 19" 3U Global patch panel/u incl. cable tie shelf – 19" mounting kit – Installation instructions empty	1	R35409

Cat.6 unshielded


Ordering Information	Description	PU	Part Number
----------------------	-------------	----	-------------



Connection Module Holder 3U Global/u,
To be mounted into 19" 3U Global patch panels, unshielded. Holding capacity: 4 connection modules RJ45/u or 4 SC-RJ or E-2000™-Compact adapters.
Supplied:
– Connection module holder
– Labeling strip
– Installation instructions
1 GU

1

R35403




Blind Cover 3U Global,
For use with 19" 3U Global patch panels, shielded and unshielded.
1 GU

1

R35401

Patch Panel Accessories




19" 1U Cable Through Guide Panel
Material: sheet steel.
Color: medium gray (NCS 2502-B).

1

R25055



Does not include 19" mounting kit



19" 1U Cable Management Plastic,
Plastic plate with four mounted jumpering brackets. For a neat, horizontal routing of patch cords between patching fields. The reinforced plastic plate and snap-in jumpering brackets provide additional stability and quick mounting.
Supplied:

- 19" 1U plastic panel
- 4 plastic rings, gray
- 19" mounting kit

70 mm plastic ring

1

R306179



19" Blind Plate
To cover unused spaces.
Material: sheet steel.
Color: medium gray (NCS 2502-B).

1U

1

R24031-01

2U

1

R24031-02

3U

1

R24031-03

4U


1

R24031-04



Does not include 19" mounting kit

Cat.6 unshielded

Ordering Information	Description	PU	Part Number
	19" Mounting Kit, standard For the mounting of all types of 19" components. Supplied: – 4 M6 screws – 4 M6 cage nuts – 4 plastic collars, black	1	R305989

Cat.6 shielded

Ordering Information	Description	PU	Part Number
----------------------	-------------	----	-------------

Installation Cable



Installation Cable Real10 Cat.6A, S/FTP,

Real10 Cat.6A, S/FTP cable. Foil and tin-plated copper braid shielding of pairs. 100 Ohm impedance. Data transmission frequencies of up to 650 MHz.

4P, 650 MHz, LSZH, 500 m	500	R305649
---------------------------------	-----	---------



Installation Cable Real10 Cat.7, S/FTP,

Real10 Cat.7, S/FTP cable "light". Foil and tin-plated copper braid shielding. 100 Ohm impedance. Data transmission frequency of up to 750 MHz.

4P, 750 MHz, LSZH, 500 m	500	R35257
---------------------------------	-----	--------



Installation Cable Real10 Cat.7A, S/FTP,

Real10 Cat.7A, S/FTP cable. Foil and tin-plated copper braid shielding. 100 Ohm impedance. Data transmission frequency of up to 1500 MHz.

4P, 1000 MHz, LSFRZH, 500 m	500	R319522
4P, 1200 MHz, LSFRZH, 500 m	500	R306257
4P, 1500 MHz, LSFRZH, 500 m	500	R507032

Patch Cord



Patch Cord Real10 Cat.6, S/FTP, 4P, LSFRZH, RJ45/s-RJ45/s,

Cable identification: S/FTP.

Outer jacket: LSFRZH.

Conductor diameter copper strand: AWG26/7.






Screened in pairs: AL/foil.

Overall screen: copper braid.

Outer diameter: 6 mm.


0.5 m	10	R302331
1.0 m	10	R302332
1.5 m	10	R302333
2.0 m	10	R302334
3.0 m	10	R302335
5.0 m	10	R302336
7.5 m	10	R302337

Cat.6 shielded

Ordering Information	Description	PU	Part Number
Connection Module			
	Connection Module Real10 Cat.6, 1xRJ45/s, Supplied:		
	– RJ45 Real10 Cat.6 connection module, shielded		
	– Mounting plate		
	– EMC cover		
	– Dust cover		
	– Cable tie		
	– Installation instructions		
	10x	10	R302372
	100x	100	R304327
	Connection Module Real10 Cat.6, 1xRJ45/s, Snap-in, Supplied:		
	– RJ45 Real10 Cat.6 connection module, shielded		
	– Snap-in adapter		
	– EMC cover		
	– Dust cover		
	– Cable tie		
	– Installation instructions		
	10x	10	R304373
	100x	100	R308732
Patch Panel 1U			
	19" 1U Patch Panel 16xRJ45/s, Real10 Cat.6, Supplied:		
	– 19" 1U 16-port patch panel, empty, shielded		
	– 16 Real10 Cat.6 connection modules, RJ45/s incl. EMC covers and dust covers		
	– 19" mounting kit		
	– 3 jumpering brackets		
	– 4 labeling strips		
	– Cable ties		
	– Installation instructions		
	fully populated	1	R305887
	19" 1U Patch Panel 16-Port/s, With a capacity for 16 shielded RJ45 connection modules.		
	Supplied:		
	– 19" 1U 16-port patch panel, empty, shielded		
	– 19" mounting kit		
	– 3 jumpering brackets		
	– 4 labeling strips		
	– Installation instructions		
	empty	1	R305889
	19" 1U Patch Panel 24xRJ45/s, Real10 Cat.6, Supplied:		
	– 19" 1U 24-port metal patch panel, empty, integrated cable tie shelf		
	– 24 Real10 Cat.6 connection modules, RJ45/s incl. EMC covers and dust covers		
	– 19" mounting kit		
	– 4 labeling strips		
	– Cable ties		
	– Installation instructions		
	gray, fully populated	1	R305120

Cat.6 shielded


Ordering Information	Description	PU	Part Number
----------------------	-------------	----	-------------



19" 1U Patch Panel 24-Port,
With a capacity for 24 snap-in connection modules shielded/unshielded or FO adapters snap-in frame.
Supplied:
– 19" 1U 24-port metal patch panel, empty, integrated cable tie shelf
– 19" mounting kit
– 4 labeling strips
– Installation instructions
gray, empty


1 R305119

Patch Panel 2U




19" 2U Global Patch Panel 48xRJ45/s, Real10 Cat.6,
Supplied:
– 19" 2U Global patch panel/s
– 16 connection module holders 2U Global/s
– Grounding system
– 48 Real10 Cat.6 connection modules, RJ45/s incl. EMC covers and dust covers
– Labeling strips
– 19" mounting kit
– Cable ties
– Installation instructions
fully populated

1 R505719




19" 2U Global Patch Panel 48-Port/s,
Holds up to sixteen 2U Global/s connection module holders or 2U Global blind covers. Max. capacity of 48 RJ45/s connection modules.
Supplied:
– 19" 2U Global patch panel/s
– Grounding system
– 19" mounting kit
– Installation instructions
empty

1 R503806



Connection Module Holder 2U Global/s
To be mounted into 19" 2U Global patch panels, shielded.
Holding capacity: 3 connection modules RJ45/s.
Supplied:
– Connection module holder
– Integrated grounding plate
– Labeling strip

1 R503813




Blind Cover 2U Global
For use with 19" 2U Global patch panels, shielded and unshielded.

1 R316871

Cat.6 shielded

Ordering Information	Description	PU	Part Number
----------------------	-------------	----	-------------

Patch Panel 3U



19" 3U Global Patch Panel 60xRJ45/s, Real10 Cat.6,


Supplied:

- 19" 3U Global patch panel/s incl. cable tie shelf
- 15 connection module holders Global/s
- Grounding system
- 60 Real10 Cat.6 connection modules, RJ45/s incl. EMC covers and dust covers
- Labeling strips
- 19" mounting kit
- Cable ties
- Installation instructions

fully populated

1

R302362



19" 3U Global Patch Panel 60-Port/s,

Holds up to fifteen Global/s connection module holders, Global blind covers or six Global adapter units. Max. capacity of 60 RJ45/s connection modules.


Supplied:

- 19" 3U Global patch panel/s incl. cable tie shelf
- Grounding system
- 19" mounting kit
- Installation instructions

empty

1

R35408



Connection Module Holder 3U Global/s,

To be mounted into 19" 3U Global patch panels, shielded.

Holding capacity: 4 connection modules RJ45/s.


Supplied:

- Connection module holder
- Integrated grounding plate
- Labeling strip
- Installation instructions

1 GU

1

R35402



Blind Cover 3U Global,


For use with 19" 3U Global patch panels, shielded and unshielded.

1 GU

1

R35401

Patch Panel Accessories



19" 1U Cable Through Guide Panel

Material: sheet steel.




Color: medium gray (NCS 2502-B).

1

R25055




Does not include 19" mounting kit

Ordering Information	Description	PU	Part Number
	19" 1U Cable Management Plastic, Plastic plate with four mounted jumpering brackets. For a neat, horizontal routing of patch cords between patching fields. The reinforced plastic plate and snap-in jumpering brackets provide additional stability and quick mounting. Supplied: – 19" 1U plastic panel – 4 plastic rings, gray – 19" mounting kit 70 mm plastic ring	1	R306179
	19" Blind Plate To cover unused spaces. Material: sheet steel. Color: medium gray (NCS 2502-B). 1U 2U 3U 4U	1 1 1 1	R24031-01 R24031-02 R24031-03 R24031-04
	19" Mounting Kit, standard For the mounting of all types of 19" components. Supplied: – 4 M6 screws – 4 M6 cage nuts – 4 plastic collars, black	1	R305989

Cat.6_A unshielded

Ordering Information	Description	PU	Part Number
----------------------	-------------	----	-------------

Installation Cable



Installation Cable Real10 Cat.6A, U/UTP,

Real10 Cat.6A, U/UTP cable. 100 Ohm impedance. Data transmission frequencies of up to 650 MHz.

4P, 650 MHz, LSZH, 305 m	305	R803949
4P, 650 MHz, LSZH, 305 m	305	R504252
4P, 650 MHz, LSZH, 500 m	500	R804284

Patch Cord



Patch Cord Cat.6A ISO, U/UTP, 4P, LSFRZH, RJ45/u-RJ45/u,

Cable identification: U/UTP.

Outer jacket: LSFRZH.

Conductor diameter copper strand: AWG26/7.

Screened in pairs: no.

Overall screen: no.

Outer diameter: 6.0 mm.

0.5 m	10	R509869
1.0 m	10	R509870
1.5 m	10	R509871
2.0 m	10	R509872
3.0 m	10	R509873
5.0 m	10	R509874
7.5 m	10	R509875
10.0 m	10	R509876

Connection Module




Connection Module Cat.6A ISO, 1xRJ45/u,

Supplied:

- RJ45 Cat.6A ISO connection module, unshielded
- Mounting plate
- Dust cover
- Cable tie
- Installation instructions

10x	10	R509500
100x	100	R509501








Connection Module Cat.6A ISO, 1xRJ45/u, Snap-in,

Supplied:

- RJ45 Cat.6A ISO connection module, unshielded
- Snap-in adapter
- Dust cover
- Cable tie
- Installation instructions

10x	10	R509502
100x	100	R509503


Cat.6A unshielded

Ordering Information	Description	PU	Part Number
	Connection Module Cat.6A ISO, 1xRJ45/u, Special, Supplied: – RJ45 Cat.6A ISO connection module, unshielded, without mounting plate – Dust cover – Cable tie – Installation instructions		
	10x	10	R803926
	100x	100	R510087
Patch Panel 1U			
	19" 1U Patch Panel 16xRJ45/u, Cat.6A ISO, Supplied: – 19" 1U 16-port patch panel, empty, unshielded – 16 Cat.6A ISO connection modules, RJ45/u incl. dust covers – 19" mounting kit – 3 jumpering brackets – 4 labeling strips – Cable ties – Installation instructions		
	fully populated	1	R509881
	19" 1U Patch Panel 16-Port/u, With a capacity for 16 unshielded RJ45 connection modules or 4 FiberModuls 1U. Supplied: – 19" 1U 16-port patch panel, empty, unshielded – 19" mounting kit – 3 jumpering brackets – 4 labeling strips – Installation instructions		
	empty	1	R305890
	19" 1U Patch Panel 24xRJ45/u, Cat.6A ISO, Supplied: – 19" 1U 24-port metal patch panel, empty, integrated cable tie shelf – 24 Cat.6A ISO connection modules, RJ45/u incl. dust covers – 19" mounting kit – 4 labeling strips – Cable ties – Installation instructions		
	gray, fully populated	1	R509883
	19" 1U Patch Panel 24-Port, With a capacity for 24 snap-in connection modules shielded/unshielded or FO adapters snap-in frame. Supplied: – 19" 1U 24-port metal patch panel, empty, integrated cable tie shelf – 19" mounting kit – 4 labeling strips – Installation instructions		
	gray, empty	1	R305119

Cat.6_A unshielded

Ordering Information	Description	PU	Part Number
	19" 1U HD Basic Patch Panel 24xRJ45/u, Cat.6A ISO, Supplied:		
	– 19" 1U HD Basic patch panel		
	– 4 6-port/u connection module holders HD with blind element		
	– 24 Cat.6A ISO connection modules, RJ45/u incl. dust covers		
	– 19" mounting kit and cable ties		
	– Installation instructions		
	gray, fully populated	1	R512425
	black, fully populated	1	R512730
	19" 1U HD Basic Patch Panel 48xRJ45/u, Cat.6A ISO, Supplied:		
	– 19" 1U HD Basic patch panel		
	– 4 12-port/u connection module holders HD		
	– 48 Cat.6A ISO connection modules, RJ45/u incl. dust covers		
	– 19" mounting kit and cable ties		
	– Installation instructions		
	gray, fully populated	1	R512423
	black, fully populated	1	R512728
	19" 1U HD Basic Patch Panel 48-Port, Supplied:		
	– 19" 1U HD Basic patch panel		
	– 19" mounting kit		
	– Installation instructions		
	gray, empty	1	R512421
	black, empty	1	R512726
	19" 1U HD Patch Panel 24xRJ45/u, Cat.6A ISO, Metal patch panel with integrated cable tie shelf.		
	Supplied:		
	– 19" 1U HD patch panel		
	– 4 6-port/u connection module holders HD with blind element		
	– 24 Cat.6A ISO connection modules, RJ45/u incl. dust covers		
	– 19" mounting kit, cable ties and 4 velcro strips		
	– Installation instructions		
	gray, fully populated	1	R512420
	black, fully populated	1	R512725
	19" 1U HD Patch Panel 48xRJ45/u, Cat.6A ISO, Metal patch panel with integrated cable tie shelf.		
	Supplied:		
	– 19" 1U HD patch panel		
	– 4 12-port/u connection module holders HD		
	– 48 Cat.6A ISO connection modules, RJ45/u incl. dust covers		
	– 19" mounting kit, cable ties and 4 velcro strips		
	– Installation instructions		
	gray, fully populated	1	R512418
	black, fully populated	1	R512723

Ordering Information	Description	PU	Part Number
----------------------	-------------	----	-------------

**19" 1U HD Patch Panel 48-Port,**

Metal patch panel with integrated cable tie shelf.

Supplied:

- 19" 1U HD patch panel
- 19" mounting kit and 4 velcro strips
- Installation instructions

gray, empty


1

R512416

black, empty

1

R512721

**Connection Module Holder HD, 4x 6-port/u with blind element,**

To be mounted into 19" 1U HD Basic and HD patch panels, unshielded. The ports are consecutively numbered from 1 to 24.

Supplied:

- 4 6-port/u connection module holders HD
- Cable ties

gray


1

R512429

black

1

R512734

**Connection Module Holder HD, 4x 12-port/u,**

To be mounted into 19" 1U HD Basic and HD patch panels, unshielded. The ports are consecutively numbered from 1 to 48.

Supplied:

- 4 12-port/u connection module holders HD
- Cable ties

gray


1

R512428

black

1

R512733

**Upgrade Kit HD to 48-port/u,**

Enables the upgrade from 24-ports (4x 6-port/u with blind element) to a 48-port (4x 12-port/u) HD Basic or HD standard patch panel. The ports on the module holders are numbered consecutively from 25 to 48.

Supplied:

- 4 6-port/u connection module holders HD
- Cable ties

gray


1

R512700

black

1

R512737

**Blind Cover HD,**

For use with 19" 1U HD Basic patch panel and 19" 1U HD patch panel.

gray

1






R802922

black

1


R802923

Cat.6_A unshielded

Ordering Information	Description	PU	Part Number
	Label Holder HD Supplied: – Label holder – Label cover – Label strips	1	R512430
Patch Panel 2U			
	19" 2U Global Patch Panel 48xRJ45/u, Cat.6A ISO, Supplied: – 19" 2U Global patch panel/u – 16 connection module holders 2U Global/u – 48 Cat.6A ISO connection modules, RJ45/u incl. dust covers – Labeling strips – 19" mounting kit – Cable ties – Installation instructions fully populated	1	R509887
	19" 2U Global Patch Panel 48-Port/u, Holds up to sixteen 2U Global/u connection module holders or 2U Global blind covers. Max. capacity of 48 RJ45/u connection modules. Supplied: – 19" 2U Global patch panel/u – 19" mounting kit – Installation instructions empty	1	R503805
	Connection Module Holder 2U Global/u To be mounted into 19" 2U Global patch panels, unshielded. Holding capacity: 3 connection modules RJ45/u. Supplied: – Connection module holder – Labeling strip	1	R504610
	Blind Cover 2U Global For use with 19" 2U Global patch panels, shielded and unshielded.	1	R316871


Ordering Information	Description	PU	Part Number
----------------------	-------------	----	-------------

Patch Panel 3U



19" 3U Global Patch Panel 60xRJ45/u, Cat.6A ISO,
 Supplied:
 – 19" 3U Global patch panel/u incl. cable tie shelf
 – 15 connection module holders Global/u
 – 60 Cat.6A ISO connection modules, RJ45/u incl. dust covers
 – Labeling strips
 – 19" mounting kit
 – Cable ties
 – Installation instructions
fully populated

1 R509891




19" 3U Global Patch Panel 60-Port/u,
 Holds up to fifteen Global/u connection module holders, Global blind covers or six Global adapter units. Max. capacity of 60 RJ45/u connection modules.
 Supplied:
 – 19" 3U Global patch panel/u incl. cable tie shelf
 – 19" mounting kit
 – Installation instructions
empty

1 R35409



Connection Module Holder 3U Global/u,
 To be mounted into 19" 3U Global patch panels, unshielded. Holding capacity: 4 connection modules RJ45/u or 4 SC-RJ or E-2000™-Compact adapters.
 Supplied:
 – Connection module holder
 – Labeling strip
 – Installation instructions
1 GU


1 R35403



Blind Cover 3U Global,
 For use with 19" 3U Global patch panels, shielded and unshielded.
1 GU

1 R35401

Patch Panel Accessories






19" 1U Cable Through Guide Panel
 Material: sheet steel.
 Color: medium gray (NCS 2502-B).

1 R25055



Does not include 19" mounting kit


Cat.6_A unshielded

Ordering Information	Description	PU	Part Number
	19" 1U Cable Management Plastic, Plastic plate with four mounted jumpering brackets. For a neat, horizontal routing of patch cords between patching fields. The reinforced plastic plate and snap-in jumpering brackets provide additional stability and quick mounting. Supplied: – 19" 1U plastic panel – 4 plastic rings, gray – 19" mounting kit		
	70 mm plastic ring	1	R306179
	19" Blind Plate To cover unused spaces. Material: sheet steel. Color: medium gray (NCS 2502-B).		
	1U	1	R24031-01
	2U	1	R24031-02
	3U	1	R24031-03
	4U	1	R24031-04
	 Does not include 19" mounting kit		
	19" Mounting Kit, standard For the mounting of all types of 19" components. Supplied: – 4 M6 screws – 4 M6 cage nuts – 4 plastic collars, black		
		1	R305989

Cat.6A shielded

Ordering Information	Description	PU	Part Number
----------------------	-------------	----	-------------


Installation Cable



Installation Cable Real10 Cat.7, S/FTP,

Real10 Cat.7, S/FTP cable "light". Foil and tin-plated copper braid shielding. 100 Ohm impedance. Data transmission frequency of up to 750 MHz.

4P, 1000 MHz, LSZH, 500 m	500	R35257
----------------------------------	-----	--------



Installation Cable Real10 Cat.7A, S/FTP,

Real10 Cat.7A, S/FTP cable. Foil and tin-plated copper braid shielding. 100 Ohm impedance. Data transmission frequency of up to 1500 MHz.

4P, 1200 MHz, LSFRZH, 500 m	500	R319522
4P, 1200 MHz, LSFRZH, 500 m	500	R306257
4P, 1500 MHz, LSFRZH, 500 m	500	R507032

Patch Cord



Patch Cord Cat.6A ISO, S/FTP, 4P, LSFRZH, RJ45/s-RJ45/s,

Cable identification: S/FTP.

Outer jacket: LSFRZH.

Conductor diameter copper strand: AWG26/7.


Screened in pairs: AL/foil.

Overall screen: copper braid.

Outer diameter: 6 mm.

0.5 m	10	R509857
1.0 m	10	R509858
1.5 m	10	R509860
2.0 m	10	R509861
3.0 m	10	R509862
5.0 m	10	R509863
7.5 m	10	R509864
10.0 m	10	R509865

Connection Module








Connection Module Cat.6A ISO, 1xRJ45/s,

Supplied:

- RJ45 Cat.6A ISO connection module, shielded
- Mounting plate
- EMC cover
- Dust cover
- Cable tie
- Installation instructions


10x	10	R509504
100x	100	R509505

Cat.6_A shielded

Ordering Information	Description	PU	Part Number
	Connection Module Cat.6A ISO, 1xRJ45/s, Snap-in, Supplied: <ul style="list-style-type: none"> – RJ45 Cat.6A ISO connection module, shielded – Snap-in adapter – EMC cover – Dust cover – Cable tie – Installation instructions 		
	10x	10	R509506
	100x	100	R509507
	Connection Module Cat.6A ISO, 1xRJ45/s, Special, Supplied: <ul style="list-style-type: none"> – RJ45 Cat.6A ISO connection module, shielded, without mounting plate – Snap-in adapter – EMC cover – Dust cover – Cable tie – Installation instructions 		
	10x	10	R803927
	100x	100	R510088
Patch Panel			
	19" 1U Patch Panel 16xRJ45/s, Cat.6A ISO, Supplied: <ul style="list-style-type: none"> – 19" 1U 16-port patch panel, empty, shielded – 16 Cat.6A ISO connection modules, RJ45/s incl. EMC covers and dust covers – 19" mounting kit – 3 jumpering brackets – 4 labeling strips – Cable ties – Installation instructions 		
	fully populated	1	R509880
	19" 1U Patch Panel 16-Port/s, With a capacity for 16 shielded RJ45 connection modules. Supplied: <ul style="list-style-type: none"> – 19" 1U 16-port patch panel, empty, unshielded – 19" mounting kit – 3 jumpering brackets – 4 labeling strips – Installation instructions 		
	empty	1	R305889
	19" 1U Patch Panel 24xRJ45/s, Cat.6A ISO, Supplied: <ul style="list-style-type: none"> – 19" 1U 24-port metal patch panel, empty, integrated cable tie shelf – 24 Cat.6A ISO connection modules, RJ45/s incl. EMC and dust covers – 19" mounting kit – 4 labeling strips – Cable ties – Installation instructions 		
	gray, fully populated	1	R509882

Cat.6A shielded

Ordering Information	Description	PU	Part Number
----------------------	-------------	----	-------------



19" 1U Patch Panel 24-Port,

With a capacity for 24 snap-in connection modules shielded/unshielded or FO adapters snap-in frame.


Supplied:

- 19" 1U 24-port metal patch panel, empty, integrated cable tie shelf
- 19" mounting kit
- 4 labeling strips
- Installation instructions

gray, empty

1

R305119



19" 1U HD Basic Patch Panel 24xRJ45/s, Cat.6A ISO,

Supplied:

- 19" 1U HD Basic patch panel
- 4 6-port/s connection module holders HD with blind element
- Grounding system
- 24 Cat.6A ISO connection modules, RJ45/s incl. EMC covers and dust covers
- 19" mounting kit and cable ties
- Installation instructions

gray, fully populated


1

R512424

black, fully populated

1

R512729



19" 1U HD Basic Patch Panel 48xRJ45/s, Cat.6A ISO,

Supplied:

- 19" 1U HD Basic patch panel
- 4 12-port/s connection module holders HD
- Grounding system
- 48 Cat.6A ISO connection modules, RJ45/s incl. EMC covers and dust covers
- 19" mounting kit and cable ties
- Installation instructions

gray, fully populated


1

R512422

black, fully populated

1

R512727



19" 1U HD Basic Patch Panel 48-Port,

Supplied:

- 19" 1U HD Basic patch panel
- 19" mounting kit
- Installation instructions

gray, empty


1

R512421

black, empty

1

R512726



19" 1U HD Patch Panel 24xRJ45/s, Cat.6A ISO,

Metal patch panel with integrated cable tie shelf.

Supplied:

- 19" 1U HD patch panel
- 4 6-port/s connection module holders HD with blind element
- Grounding system
- 24 Cat.6A ISO connection modules, RJ45/s incl. EMC covers and dust covers
- 19" mounting kit, cable ties and 4 velcro strips
- Installation instructions

gray, fully populated

1






R512419

black, fully populated






1

R512724






Cat.6_A shielded

Ordering Information	Description	PU	Part Number
	19" 1U HD Patch Panel 48xRJ45/s, Cat.6A ISO, Metal patch panel with integrated cable tie shelf. Supplied: <ul style="list-style-type: none"> – 19" 1U HD patch panel – 4 12-port/s connection module holders HD – Grounding system – 48 Cat.6A ISO connection modules, RJ45/s incl. EMC covers and dust covers – 19" mounting kit, cable ties and 4 velcro strips – Installation instructions 		
	gray, fully populated	1	R512417
	black, fully populated	1	R512722
	19" 1U HD Patch Panel 48-Port, Metal patch panel with integrated cable tie shelf. Supplied: <ul style="list-style-type: none"> – 19" 1U HD patch panel – 19" mounting kit and 4 velcro strips – Installation instructions 		
	gray, empty	1	R512416
	black, empty	1	R512721
	Connection Module Holder HD, 4x 6-port/s with blind element, To be mounted into 19" 1U HD Basic and HD patch panels, shielded. The ports are consecutively numbered from 1 to 24. Supplied: <ul style="list-style-type: none"> – 4 6-port/s connection module holders HD – Grounding system – Cable ties – Manual grounding concept 		
	gray	1	R512427
	black	1	R512732
	Connection Module Holder HD, 4x 12-port/s, To be mounted into 19" 1U HD Basic and HD patch panels, shielded. The ports are consecutively numbered from 1 to 48. Supplied: <ul style="list-style-type: none"> – 4 12-port/s connection module holders HD – Grounding system – Cable ties – Manual grounding concept 		
	gray	1	R512426
	black	1	R512731
	Upgrade Kit HD to 48-port/s, Enables the upgrade from 24-ports (4x 6-port/s with blind element) to a 48-port (4x 12-port/s) HD Basic or HD standard patch panel. The ports on the module holders are numbered consecutively from 25 to 48. Supplied: <ul style="list-style-type: none"> – 4 6-port/s connection module holders HD – Cable ties 		
	gray	1	R512431
	black	1	R512736

Cat.6A shielded


Ordering Information	Description	PU	Part Number
	Blind Cover HD, For use with 19" 1U HD Basic patch panel and 19" 1U HD patch panel.		
	gray	1	R802922
	black	1	R802923
	Label Holder HD Supplied: – Label holder – Label cover – Label strips	1	R512430
Patch Panel 2U			
	19" 2U Global Patch Panel 48xRJ45/s, Cat.6A ISO, Supplied: – 19" 2U Global patch panel/s – 16 connection module holders 2U Global/s – Grounding system – 48 Cat.6A ISO connection modules, RJ45/s incl. EMC covers and dust covers – Labeling strips – 19" mounting kit – Cable ties – Installation instructions fully populated	1	R509886
	19" 2U Global Patch Panel 48-Port/s, Holds up to sixteen 2U Global/s connection module holders or 2U Global blind covers. Max. capacity of 48 RJ45/s connection modules. Supplied: – 19" 2U Global patch panel/s – Grounding system – 19" mounting kit – Installation instructions empty	1	R503806
	Connection Module Holder 2U Global/s To be mounted into 19" 2U Global patch panels, shielded. Holding capacity: 3 connection modules RJ45/s. Supplied: – Connection module holder – Integrated grounding plate – Labeling strip	1	R503813

Cat.6_A shielded

Ordering Information	Description	PU	Part Number
	Blind Cover 2U Global For use with 19" 2U Global patch panels, shielded and unshielded.	1	R316871
Patch Panel 3U			
	19" 3U Global Patch Panel 60xRJ45/s, Cat.6A ISO, Supplied: – 19" 3U Global patch panel/s incl. cable tie shelf – 15 connection module holders Global/s – Grounding system – 60 Cat.6A ISO connection modules, RJ45/s incl. EMC covers and dust covers – Labeling strips – 19" mounting kit – Cable ties – Installation instructions		
	fully populated	1	R509890
	19" 3U Global Patch Panel 60-Port/s, Holds up to fifteen Global/s connection module holders, Global blind covers or six Global adapter units. Max. capacity of 60 RJ45/s connection modules. Supplied: – 19" 3U Global patch panel/s incl. cable tie shelf – Grounding system – 19" mounting kit – Installation instructions		
	empty	1	R35408
	Connection Module Holder 3U Global/s, To be mounted into 19" 3U Global patch panels, shielded. Holding capacity: 4 connection modules RJ45/s. Supplied: – Connection module holder – Integrated grounding plate – Labeling strip – Installation instructions	1	R35402
	Blind Cover 3U Global, For use with 19" 3U Global patch panels, shielded and unshielded.	1	R35401

Ordering Information	Description	PU	Part Number
----------------------	-------------	----	-------------

Patch Panel Accessories



19" 1U Cable Through Guide Panel

Material: sheet steel.


Color: medium gray (NCS 2502-B).

1

R25055



Does not include 19" mounting kit



19" 1U Cable Management Plastic,

Plastic plate with four mounted jumpering brackets. For a neat, horizontal routing of patch cords between patching fields. The reinforced plastic plate and snap-in jumpering brackets provide additional stability and quick mounting.

Supplied:

– 19" 1U plastic panel

– 4 plastic rings, gray

– 19" mounting kit

70 mm plastic ring

1

R306179



19" Blind Plate

To cover unused spaces.

Material: sheet steel.

Color: medium gray (NCS 2502-B).

1U

1

R24031-01

2U

1

R24031-02

3U

1

R24031-03


4U

1

R24031-04



Does not include 19" mounting kit



19" Mounting Kit, standard

For the mounting of all types of 19" components.

Supplied:

– 4 M6 screws

– 4 M6 cage nuts

– 4 plastic collars, black


1

R305989

Voice

Ordering Information	Description	PU	Part Number
----------------------	-------------	----	-------------

Connection Module



Connection Module 10xRJ45/u (4-5, 3-6)

Connection module with 10 unshielded RJ45 ports. Toolfree "Easy Lock" termination technique.


1

R35116



Does not include 19" mounting kit

Patch Panel 1U



19" 1U Patch Panel 50-Port, empty


With a holding capacity of 5 connection modules 10xRJ45/u.

Supplied:

- 19" 1U (84HP) patch panel, powder-coated, gray
- 19" mounting kit
- 10 labeling strips
- Instruction manual

1

R35115




Blind Cover 1x10-Port, light gray

To cover one unused port on the voice panel.

10

R35117

Patch Panel Accessories



19" 1U CableThrough Guide Panel

Material: sheet steel.




Color: medium gray (NCS 2502-B).

1


R25055









Does not include 19" mounting kit

Ordering Information	Description	PU	Part Number
	19" 1U Cable Management Plastic, Plastic plate with four mounted jumpering brackets. For a neat, horizontal routing of patch cords between patching fields. The reinforced plastic plate and snap-in jumpering brackets provide additional stability and quick mounting. Supplied: – 19" 1U plastic panel – 4 plastic rings, gray – 19" mounting kit 70 mm plastic ring	1	R306179
	19" Blind Plate To cover unused spaces. Material: sheet steel. Color: medium gray (NCS 2502-B). 1U 2U 3U 4U	1 1 1 1	R24031-01 R24031-02 R24031-03 R24031-04
	19" Mounting Kit, standard For the mounting of all types of 19" components. Supplied: – 4 M6 screws – 4 M6 cage nuts – 4 plastic collars, black	1	R305989


Outlets

Ordering Information	Description	PU	Part Number
	FM Global Outlet 88x88, Suitable for flush-mounted (FM) and duct-mounted (DM) installations. For use with cover frames and duct covers of Ø 70 mm in diameter or 70x70 mm cutouts. Suitable for backboxes and floorbox module holders of Ø 60 mm mounting tracks. Recommended depth for backboxes and floorboxes min. 70 mm. Plastic: PC + ABS, halogen-free. Supplied: <ul style="list-style-type: none"> – Cover frame 88x88 mm – 2-part faceplate 60x60 mm – M3x12 screws – Blind cover (when used as a 1-port outlet) – Mounting plate, steel – Label strips, blank 		
	2x1-Port, pure white	10	R310788
	 Suitable for RJ45 connection modules, connection module ISDN 2xRJ45 and fiberoptic connectors with support plates.		
	FM Global Outlet 88x88, Suitable for flush-mounted (FM) and duct-mounted (DM) installations. For use with cover frames and duct covers of Ø 70 mm in diameter or 70x70 mm cutouts. Suitable for backboxes and floorbox module holders of Ø 60 mm mounting tracks. Recommended depth for backboxes and floorboxes min. 70 mm. Plastic: PC + ABS, halogen-free. Supplied: <ul style="list-style-type: none"> – Cover frame 88x88 mm – 3-part faceplate 60x60 mm incl. fastening screws – Mounting plate, 70x70 mm, steel – Label strips, blank 		
	3x1-Port, pure white	10	R507877
	 Suitable for RJ45 connection modules with support plates.		
	FM Global Outlet 88x88, Suitable for flush-mounted (FM) and duct-mounted (DM) installations. For use with cover frames and duct covers of Ø 70 mm in diameter or 70x70 mm cutouts. Suitable for backboxes and floorbox module holders of Ø 60 mm mounting tracks. Recommended depth for backboxes and floorboxes min. 70 mm. Plastic: PC + ABS, halogen-free. Supplied: <ul style="list-style-type: none"> – Cover frame 88x88 mm, pure white – 4-part faceplate 60x60 mm – M3x12 screws – Mounting plate, steel – Labeling strip, blank 		
	4x1-Port, pure white	10	R305150
	 Suitable for RJ45 special connection module.		

Outlets

Ordering Information	Description	PU	Part Number
	DM Outlet Ø-62.5, Plastic: PC/ASA. Supplied: – Cover ring – 2-part faceplate Ø 62.5 mm – M3x12 screws – Blind cover (when used as a 1-port outlet) – Mounting plate, 70x70 mm, steel – Label strips, blank 2x1-Port, pure white	10	R925781
	 Suitable for RJ45 connection modules, connection module ISDN 2xRJ45 and fiberoptic connectors with support plates.		
	Mounting Plate 45x45, Plastic: PC/ABS. Supplied: – Double mounting plate 45x45 mm, flat, for holding two RJ45 connection modules – Blind cover (when used as 1-port outlet) – Label strips, blank 2x1-Port, pure white	10	R313330
	 Suitable for RJ45 connection modules and FO connectors with support plates.		
	Angled Mounting Plate 45x45, Plastic: PC/ABS. Supplied: – Double mounting plate 45x45mm with angled exit, for holding two RJ45 connection modules – Blind cover (when used as 1-port outlet) – Label strips, blank 2x1-Port, pure white	10	R313332
	 Suitable for RJ45 connection modules and FO connectors with support plates.		

DIN Rail Module

	DIN Rail Module DRM45, plastic DIN Rail Module DRM45 for one RJ45 port, SC-RJ or E-2000™ Compact. Color: light gray (RAL 7035). Material: plastic (PC-GF10). Supplied: – DIN Rail Module DRM45 – Labeling strip – Instruction manual	10	R314000
---	--	----	---------

Outlets

Ordering Information	Description	PU	Part Number
----------------------	-------------	----	-------------

Splash Line Outlets



FM Connection Box Splash Line IP54, 87x87,

Color: pure white (RAL 9010).

Supplied:

- Foam-rubber padded mounting frame
- Cover frame
- Round central plate including O-ring and fastening screws
- Label strips
- Label window
- Instruction manual

1x1-Port, white 1 R307037

2x1-Port, white 1 R307036



SM Connection Box Splash Line IP54, 87x87,

Color: pure white (RAL 9010).

Supplied:

- Bottom part surface-mounted housing
- Foam-rubber padded mounting frame
- Cover frame
- Round central plate including O-ring and fastening screws
- Label strips
- Label window
- Instruction manual


1x1-Port, white 1 R307038

2x1-Port, white 1 R307039



Also mountet on DIN top-hat rail.

Cable glands M20x1.5 (min. IP55) not included.



Splash Cap IP54,

Offering dust protection and color coding to data outlets and patch panels. The cap with its rubber seal provide protection class IP54.

Supplied:

- Splash cap
- Rubber seal
- Installation manual

white 10 R306063

blue 10 R306058

red 10 R306062

yellow 10 R306060

green 10 R306061



Splash Sleeve IP54,

Elastic, transparent rubber sleeve suitable for all RJ45 patch cords. Together the Splash sleeve and the Splash cap offer protection class IP54.

transparent 10 R306064

Connection Boxes

Ordering Information	Description	PU	Part Number
----------------------	-------------	----	-------------

U-Box



U-Box Housing, empty


Platform for structured cabling systems.

Supplied:

- Box with bottom and cover
- 6 mounting clips
- Installation instructions

1

R317082




U-Box Faceplate 4x45x45

For data and power installations in 45x45 mm mounting dimensions.

10

R317074




U-Box Faceplate 8xRJ45 Snap-in

For RJ45 Snap-in connection modules.

10

R317076



U-Box Faceplate 2x 10xRJ45 Voice Module


For 2 connection modules 10xRJ45.

Supplied:

- Screen
- 4 screws KA30x6 mm

5

R317078







U-Box Faceplate Blind

For special applications.


1

R317079

Connection Boxes

Ordering Information	Description	PU	Part Number
	U-Box Faceplate Cable Entry For 4 screwed cable glands M20 to M25 and 2 cable grommets, 4 levels.	1	R317080
	U-Box Separation Cover Internal cover to separate data from power.	1	R317081
	Terminal Block, pluggable Plug-in Terminal 5x2.5 mm ² (N, PE).	10	R317083
	Terminal Block, screwed Screw Terminal 5x2.5 mm ² (N, PE).	1	R317084

DESKbox



DESKbox empty, 4x45x45,

All installations with 45x45 mm installation track for data and power connections.


Supplied:

- Box, empty, ready to be fitted with 4 devices (45x45 mm)
- 4 plastic base units
- Cable entry at the back
- FLEXkanal holder featuring double strain relief

clear (transparent)	1	R307791
blue (transparent)	1	R307792
green (transparent)	1	R307793
orange (transparent)	1	R307794

Connection Boxes

Ordering Information	Description	PU	Part Number
----------------------	-------------	----	-------------



DESKbox empty, 4x45x45,

All installations with 45x45 mm installation track for data and power connections.

Supplied:

- Box, empty, ready to be fitted with 4 devices (45x45 mm)
- 4 plastic base units
- Cable entry at the back
- FLEXkanal holder featuring double strain relief

anthracite

1

R309571

light gray


1

R313972

pure white

1

R313971



DESKbox empty, 8x45x45,

All installations with 45x45 mm installation track for data and power connections.

Supplied:

- Box, empty, ready to be fitted with 8 devices (45x45 mm)
- Linking bottom plate, metal
- 8 plastic base units
- Cable entry at the back (box left)
- FLEXkanal holder featuring double strain relief

clear (transparent)

1

R307797

blue (transparent)

1

R307798

green (transparent)


1

R307799

orange (transparent)

1

R307800



DESKbox empty, 8x45x45,

All installations with 45x45 mm installation track for data and power connections.

Supplied:

- Box, empty, ready to be fitted with 8 devices (45x45 mm)
- Linking bottom plate, metal
- 8 plastic base units
- Cable entry at the back (box left)
- FLEXkanal holder featuring double strain relief

anthracite

1

R309709

light gray

1

R314319

pure white

1

R314320



DESKbox partly populated, 3xSchuko/white-2xRJ45/white,

Supplied:

- Box, empty
- Assembled with 3 Schuko sockets/white
- Assembled with 1 faceplate/white for 2 RJ45 modules incl. single support plate (without modules)
- 4 plastic base units
- Cable entry at the rear
- FLEXkanal holder featuring double strain relief

clear (transparent)

1

R307787

blue (transparent)

1

R307788

green (transparent)

1


R307789

orange (transparent)

1

R307790


Connection Boxes

Ordering Information	Description	PU	Part Number
	DESKbox partly populated, 2xSchuko/orange-4xRJ45/white, Supplied: <ul style="list-style-type: none"> – Box, empty – Assembled with 2 Schuko sockets/orange – Assembled with 2 faceplates/white for 4 RJ45 modules incl. single support plate (without modules) – 4 plastic base units – Cable entry at the rear – FLEXkanal holder featuring double strain relief 		
	clear (transparent)	1	R307805
	blue (transparent)	1	R307806
	DESKbox fully populated, 4xSchuko/white, Supplied: <ul style="list-style-type: none"> – Box, empty – Assembled with 4 Schuko sockets – 4 plastic base units – Cable entry at the rear – FLEXkanal holder featuring double strain relief 		
	clear (transparent)	1	R307801
	blue (transparent)	1	R307802
	Plastic Base, adhesive, For a firm grip of the boxes on smooth surfaces. qty 4	1	R307786
	3M Dual Lock, For fastening the boxes - on or underneath the work desk. qty 2, 25x20 mm	1	R307785

Cable Routing

Ordering Information	Description	PU	Part Number
----------------------	-------------	----	-------------


FLEXkanal



FLEXkanal,

For an organized and protected cable routing up to your desk, connecting deskboxes with cable ducts or floor connection boxes. Integral cable organization in two channels. Length 1 m in extended form.


black gray (RAL 7021)	1	R302724
light gray (RAL 7035)	1	R307688
white (RAL 9010)	1	R307689
red (RAL 3020)	1	R307976
ultramarine (RAL 5002)	1	R307690
yellow (RAL 1023)	1	R307831
yellow/black gray (RAL 1023/7021)	1	R307830



FLEXkanal Floor Rail

Fix the rail on the floor, press the FLEXkanal into it. The angled sides minimize the tripping risk.

1 m, anthracite (RAL 7016)	10	R307700
2 m, anthracite (RAL 7016)	10	R307701




FLEXkanal T-piece,

T-piece junction for workplace branching.

Supplied:

- FLEXkanal floor T-piece
- FLEXkanal T-piece cover

anthracite (RAL 7016)	10	R307703
-----------------------	----	---------




FLEXkanal Holder,

The FLEXkanal directly fits the holder. Fastened with screws.

Supplied:

- FLEXkanal adapter
- 2 strain relief brackets
- 4 screws KA 30x10 mm

anthracite	10	R307476
------------	----	---------




FLEXkanal Support,

The FLEXkanal is hooked behind the fastening brackets. Fastened with countersunk screws.

aluminum	10	R307696
----------	----	---------

Cable Routing

Ordering Information	Description	PU	Part Number
	FLEXkanal Adhesive Tape, Both-sides adhesive tape. 15x25 mm	10	R307697
	FLEXkanal Suspender FLEXkanal suspender. Can also be screwed on underneath the desk. Supplied: – Suspender – Bracket – Fastening screw	10	R307694

Security

Ordering Information	Description	PU	Part Number
----------------------	-------------	----	-------------

Level 1



Hinged Dust Cover,

Dust cover and color coding for RJ45 outlets and patch panels. Fitting R&M Smartholes.


anthracite	10	R305685
blue	10	R305686
brown	10	R305687
yellow	10	R305688
gray	10	R305689
green	10	R305690
red	10	R305691
violet	10	R305692
white	10	R305693



HD Hinged Dust Cover,

Dust cover and color coding for HD patch panel.

anthracite	10	R512748
blue	10	R512749
brown	10	R512750
yellow	10	R512751
gray	10	R512752
green	10	R512753
red	10	R512754
violet	10	R512755
white	10	R512756



Color Coding RJ45 Connector,

Color coding for RJ45 patch cords and consolidation point patch cords.


anthracite	20	R302342
blue	20	R302343
brown	20	R302344
yellow	20	R302345
gray	20	R302347
green	20	R302348
red	20	R302349
violet	20	R302420



Easy Latch RJ45 Connector,

Easy Latch for RJ45 patch cords and consolidation point patch cords.

anthracite	20	R317100
blue	20	R317094
brown	20	R317095
yellow	20	R317096
gray	20	R317097
green	20	R317098
red	20	R317099
violet	20	R317093






Snap-in Coding Clip,



Color coding clip for snap-in adapters and the multimedia outlet.





anthracite	10	R302151
blue	10	R302152
brown	10	R302153
green	10	R302154
red	10	R302155
violet	10	R302156
white	10	R302157

Security

Ordering Information	Description	PU	Part Number
	Splash Cap IP54, Offering dust protection and color coding to data outlets and patch panels. The cap with its rubber seal provide protection class IP54. Supplied: – Splash cap – Rubber seal – Installation manual		
	white	10	R306063
	blue	10	R306058
	red	10	R306062
	yellow	10	R306060
	green	10	R306061
	Splash Sleeve IP54, Elastic, transparent rubber sleeve suitable for all RJ45 patch cords. Together the Splash sleeve and the Splash cap offer protection class IP54.	10	R306064
	Splash Sleeve Universal IP54, Elastic, transparent rubber sleeve suitable for RJ45, FM45 IP20, E-2000™, E-2000™-Compact, LC-Duplex, SC, SC-RJ and SMI patch cords. Together the Splash sleeve universal and the Splash cap universal offer protection class IP54.	10	R320385

Level 2

	Coding "A" for RJ45 connectors, Color code: blue, red, green, anthracite. Suitable for RJ45 patch cords. Supplied: – Coding element – Middle element – Housing	20	R25432
	anthracite		
	Coding "A" for RJ45 Jack, Color code: blue, red, green, anthracite. Fitting R&M Smartholes. Supplied: – Coding clip – Coding frame	20	R25107
	anthracite		

Ordering Information	Description	PU	Part Number
	Coding "B" for RJ45 Connectors, Color code: yellow, brown, violet, white. Suitable for RJ45 patch cords. Supplied: – Coding element – Middle element – Housing white	20	R25677
	 Coding "B" for RJ45 Jack, Color code: yellow, brown, violet, white. Fitting R&M Smartholes. Supplied: – Coding clip – Coding frame white	20	R25676
Level 3			
	Plug Guard RJ45, RJ45 connection protection for outlets and patch panels. Fitting R&M Smartholes. Supplied: – Plug Guard – 1 key per packing unit		
	green	20	R304825
	white	20	R304827
	red	20	R304826
	Jack Guard RJ45 plug-in protection for outlets and patch panels. Fits Plug Guard. Supplied: – Jack Guard – 1 key per packing unit	20	R307199
	Key Plug Guard / Fiber Guard Key and key-ring to Plug Guard and Fiber Guard.	1	R304828


Security

Ordering Information	Description	PU	Part Number
	HD Plug Guard RJ45, RJ45 connection protection for HD patch panels. Supplied: – HD Plug Guard – 1 key per packing unit		
	green	20	R512757
	white	20	R512758
	red	20	R512759
	Key HD Plug Guard Key to HD Plug Guard.	1	R512760
	Safe Clip Locking element for RJ45 patch cords (R&M standard patch cords), protecting connections from being unplugged by mistakes.	20	R304807
	Patch Guard RJ45 Lockable plug-out protection for RJ45 connecting cables (R&M standard patch cables). Supplied: – Patch Guard, top part – Patch Guard, bottom part – 1 key per packing unit	20	R313814
	Key Patch Guard RJ45 This Patch Guard key releases locked RJ45 connectors. Supplied: – Key plus keyring	1	R313815

RMS45

Ordering Information	Description	PU	Part Number
----------------------	-------------	----	-------------


RMS45 Microsplitter



RMS45 Microsplitter Insert, shielded
Matching all R&Mfreenet RJ45 connection modules Cat.5e, Cat.6 and Cat.6A. Employable on the patch panel as well as at the workplace outlet. Allows the cable sharing of up to four services by using RMS45 connectors. Tool-free mounting.
Supplied:

- RMS45 insert
- Color coding, green and yellow
- Installation instructions


2	R319034
---	---------



RMS45 Plug 1-Pair, unshielded
Field-terminated 1-pair plug, unshielded. Fast and simple connecting, requiring no special tools.
Cable information:

- Telephone ribbon cables 2.5x5 mm
- Round cables up to Ø 3.4 mm
- Patch wires 2x0.5 mm
- Wires and strands AWG26-24
- Conductor insulation max. Ø 1.1 mm

10	R319035
----	---------



RMS45 Plug 2-Pair, shielded
Field-terminated 2-pair plug, shielded. Fast and simple connecting.
Cable information:

- Round cables Ø 3.2 mm up to Ø 5.5 mm
- Wires and strands AWG26-24
- Conductor insulation max. Ø 1.1 mm

10	R319036
----	---------



Adapter Cord 1P, RMS45-RJ11 (3-4),
For analog / digital telephones.
Connection cable: ribbon, black.
Cable: U/UTP.
Outer jacket: PVC.






1.0 m	10	R319037
2.0 m	10	R319038
3.0 m	10	R319039
5.0 m	10	R319040





Adapter Cord 1P, RMS45-RJ45 (4-5),
Cat.3 adapter cable.
Connection cable: round, black.
Cable: U/UTP.
Outer jacket: PVC.

1.0 m	10	R319041
2.0 m	10	R319042
3.0 m	10	R319043
5.0 m	10	R319044


RMS45

Ordering Information	Description	PU	Part Number
	Adapter Cord 2P, RMS45-RJ45 (4-5 3-6), For ISDN telephones. Connection cable: ribbon, black. Cable: U/UTP. Outer jacket: PVC.		
	1.0 m	10	R319045
	2.0 m	10	R319046
	3.0 m	10	R319047
	5.0 m	10	R319048
	Adapter Cord Cat.5e, SF/UTP, 2P, LSFRZH, RMS45- RJ45/s (1-2 3-6), Shielded Cat.5e patch cord for Fast Ethernet (100 Base-T). Cable: SF/UTP. Outer jacket: LSFRZH. Color coding: yellow, TIA/EIA 568A.		
	1.0 m	10	R319049
	2.0 m	10	R319050
	3.0 m	10	R319051
	5.0 m	10	R319052
	Adapter Cord Cat.5e, SF/UTP, 2P, LSFRZH, RMS45- RJ45/s (4-5 3-6), Shielded Cat.5e patch cord for Token Ring, ISDN and CATV. Cable: SF/UTP. Outer jacket: LSFRZH. Color coding: green, TIA/EIA 568A.		
	1.0 m	10	R319057
	2.0 m	10	R319058
	3.0 m	10	R319059
	5.0 m	10	R319060
	Adapter Cord Cat.5e, U/UTP, 2P, PVC, RMS45-RJ45/u (1-2 3-6), Unshielded Cat.5e patch cord for Fast Ethernet (100 Base-T). Cable: U/UTP. Outer jacket: PVC. Color coding: yellow, TIA/EIA 568A.		
	1.0 m	10	R319053
	2.0 m	10	R319054
	3.0 m	10	R319055
	5.0 m	10	R319056
	Adapter Cord Cat.5e, U/UTP, 2P, PVC, RMS45-RJ45/u (4-5 3-6), Unshielded Cat.5e patch cord for Token Ring and ISDN. Cable: U/UTP. Outer jacket: PVC. Color coding: green, TIA/EIA 568A.		
	1.0 m	10	R319061
	2.0 m	10	R319062
	3.0 m	10	R319063
	5.0 m	10	R319064



RMS45

Ordering Information	Description	PU	Part Number
	Balun Connection Cable 2P, RMS45-Coax, This shielded CATV Balun cable allows the adaptation of coaxial 75 Ohm signals (CATV) to 100 Ohm twisted-pair cables.		
	2.5 m	1	R319065
	5.0 m	1	R319066
	Matching the RMS45 insert and RMS45 plugs, 1- and 2-pair. Four color codings per block		
	anthracite	1	R319031
	blue	1	R319024
	brown	1	R319025
	yellow	1	R319026
	gray	1	R319027
	green	1	R319028
	red	1	R319029
	violet	1	R319030

Tools

Ordering Information	Description	PU	Part Number
	Termination Tool Cat.6A ISO Termination tool for the R&M Cat.6A (ISO) module. Closes reliable all four levers of the RJ45 with one operation and terminates all 4 pairs at the same time. Helps to reduce termination time and increases ease of operation when bigger numbers of Cat.6A (ISO) modules have to be terminated. A fold out metal hook helps with opening the module and with removing the wires from the IDC.	1	R516050
	Cable Preparation Tool Cat.6A ISO Cable preparation tool, black/red, for PIMF cables. Fast and easy cable preparation. Reduces termination time. Ideally suited for cable preparation for the R&M Cat.6A ISO connection module.	1	R804325
	Replacement Blade Set for Cable Preparation Tool Cat.6A ISO Replacement blade set for cable preparaiton tool Cat.6A ISO. Contains two blade inserts. Especially suitable for PIMF cables.	1	R804326
	Cable Jacket Stripper Stripping tool, red, for round and oval cables up to Ø-11 mm.	1	R300682
	Cable Stripper "Cutting Tool" Suitable for cables of 5 x 1.5 mm².	1	R307495

Tools

Ordering Information	Description	PU	Part Number
	Cable Stripper "RCO Power" Cable stripper for cables of 4 - 16 mm in diameter.	1	R310135
	Splash Mounting Tool, 3-Prong Sleeve Expander Sleeve expander for fitting Splash sleeves onto patch cords. The expander features a mechanical stop so as not to overstretch the sleeves.	1	R306057

Industrial

Ordering Information	Description	PU	Part Number
----------------------	-------------	----	-------------

Installation cable



Industry Cable Cat.7, S/FTP,

Standards: EIA/TIA 568-C.2, ISO/IEC 11801 ed. 2.2, IEC 61156-5, EN 50173, EN 50188-4-1.
Fire classification: IEC 60332-1, IEC 60754-2, IEC 61034.
Temperature range: -20°C to +60°C. Halogen-free and flame-retardant plus water-tight layer jacket. Color: black. Cat.7, FL.RET cable. Foil and tin-plated copper braid shielding. 100 Ohm impedance. Data transmission frequency up to 900 MHz.

4P, 900 MHz, FL.RET, 100 m	100	R313685
4P, 900 MHz, FL.RET, 500 m	500	R313683



Industry Cable Cat.7, S/FTP,

Standards: EN 50173-1, ISO/IEC 11801, EN 50288-4-11, IEC 61156-5.
Fire classification: IEC 61034, IEC 60754-2, IEC 60332-3-24.
Chemical resistance: standard IRM 902, 7 days/23°C, 4 hours/70°C in mineral oil and standard IRM 903, 7 days/23°C, 4 hours/70°C in diesel.
Temperature range: -40°C to +85°C. Color: RAL 7035. Cat.7, S/FTP cable. Foil and tin-plated copper braid shielding. 100 Ohm impedance. Data transmission frequency up to 900 MHz.

4P, 900 MHz, LSFRZH, 500 m	500	R802154
-----------------------------------	-----	---------




Industry Cable Cat.5e, S/FTP,

Standards: EN 50173-1, ISO/IEC 11801, EN 50288-2-1, IEC 61156-5.
Fire classification: IEC 61034, IEC 60754-2, IEC 60332-3-24.
Chemical resistance: standard IRM 902, 7 days/23°C, 4 hours/70°C in mineral oil and standard IRM 903, 7 days/23°C, 4 hours/70°C in diesel.
Temperature range: -40°C to +85°C. Color: RAL 7035. Cat.5e, S/FTP cable. Foil and tin-plated copper braid shielding. 100 Ohm impedance. Data transmission frequency up to 200 MHz.

4P, 200 MHz, LSFRZH, 500 m	500	R309319
-----------------------------------	-----	---------

Patch Cord



Patch Cord Real10 Cat.6, S/FTP, 4P, PUR, green,


RJ45/s IP65 type 14-RJ45/s IP20,
Patch cords equipped with PUR jackets, ideal for use in harsh environments. Fitted with one RJ45/s IP65 connector and one RJ45/s IP20 connector.

Supplied:

- Connector 1xRJ45/s, IP20
- Connector 1xRJ45/s, housing type 14, IP65, plastic, black
- Flexible cable, S/FTP, PUR, 4 x 2 (AWG 27/7), green, resistant against mineral oil and ASTM oil

2.5 m	1	R501283
5.0 m	1	R501280
7.5 m	1	R501332
10.0 m	1	R501356

Ordering Information	Description	PU	Part Number
----------------------	-------------	----	-------------




Patch Cord Real10 Cat.6, S/FTP, 4P, PUR, green,
RJ45/s IP65 type 14-RJ45/s IP65 type 14,
Patch cords equipped with PUR jackets, ideal for use in
harsh environments. Both sides fitted with one RJ45/s
IP65 connector.
Supplied:
– 2 connectors 1xRJ45/s, housing type 14, IP65, plastic,
black
– Flexible cable, S/FTP, PUR, 4 x 2 (AWG 27/7), green,
resistant against mineral oil and ASTM oil

2.5 m	1	R501366
5.0 m	1	R501367
7.5 m	1	R501385
10.0 m	1	R501389



Patch Cord Real10 Cat.6, S/FTP, 4P, PUR, green,
RJ45/s IP67 type 14-RJ45/s IP20,
Patch cords equipped with PUR jackets, ideal for use
in harsh environments. Fitted with one RJ45/s IP67
connector and one RJ45/s IP20 connector.
Supplied:
– Connector 1xRJ45/s, IP20
– Connector 1xRJ45/s, housing type 14, IP67, zinc, nickelplated
– Flexible cable, S/FTP, PUR, 4 x 2 (AWG 27/7), green,
resistant against mineral oil and ASTM oil

2.5 m	1	R501258
5.0 m	1	R501276
7.5 m	1	R501277
10.0 m	1	R501278



Patch Cord Real10 Cat.6, S/FTP, 4P, PUR, green,
RJ45/s IP67 type 14-RJ45/s IP67 type 14,
Patch cords equipped with PUR jackets, ideal for use in
harsh environments. Both sides fitted with one RJ45/s
IP67 connectors.
Supplied:
– 2 connectors 1xRJ45/s, housing type 14, IP67, zinc,
nickel-plated
– Flexible cable, S/FTP, PUR, 4 x 2 (AWG 27/7), green,
resistant against mineral oil and ASTM oil

2.5 m	1	R501438
5.0 m	1	R501243
7.5 m	1	R501244
10.0 m	1	R501249




Patch Cord Real10 Cat.6, S/FTP, 4P, PUR, green,
RJ45/s IP67 type 06-RJ45/s IP20,
Patch cords equipped with PUR jackets, ideal for use
in harsh environments. Fitted with one RJ45/s IP67
connector incl. protective cap and one RJ45/s IP20
connector.

2.5 m	1	R313637
5.0 m	1	R313638
7.5 m	1	R313639
10.0 m	1	R313636

Industrial

Ordering Information	Description	PU	Part Number
----------------------	-------------	----	-------------



Patch Cord Real10 Cat.6, S/FTP, 4P, PUR, green,
RJ45/s IP67 type 06-RJ45/s IP67 type 06,
Patch cords equipped with PUR jackets, ideal for use in
harsh environments. Both sides fitted with RJ45/s IP67
connector incl. protective cap.


2.5 m	1	R313641
5.0 m	1	R313642
7.5 m	1	R313643
10.0 m	1	R313640



Patch Cord Type 06, SC-RJ IP67 PC - SC-RJ
IP67 PC, OM2, Bm/3, Ø 6.0mm, 20 m
Both sides fitted with SC-RJ IP67 PC plug.
Plug color: gray. Fiber: MM G50/125 (OM2).
Cable: Ø 6.0 mm, black (PUR). Pulling force: 800 N.


1	R318666
---	---------

Connector sets FM45



FM45 Connector Body,
Field-terminated RJ45 connector for all housings FM45.
Supplied:


– RJ45 connector kit		
– Instruction manual		
2P, PNO (AWG23-22)	10	R510107
2P, PNO (AWG26-23)	10	R320370
4P, TIA 568A (AWG23-22)	10	R510108
4P, TIA 568A (AWG26-23)	10	R320375
4P, TIA 568B (AWG23-22)	10	R510109
4P, TIA 568B (AWG26-23)	10	R320376



FM45 Connector IP67, type 06,
Suitable for shielded and unshielded cables. No tools
required for connection of strands and solid wire (AWG
26 - 23).

Supplied:
– Nut
– Strain relief element
– Connector housing IP67, type 06
– FM45 connector, 4P, TIA 568A, Cat.5e
– IP67 protection cap
– Instruction manual
4P, TIA 568A (AWG26-23)

10	R314686
----	---------




FM45 Connector Housing IP67, type 06,
plastic
Connector housing, empty, to be fitted with
shielded or unshielded FM45 plug connectors.
Housing material: plastic (PA). Color: gray

10	R320691
----	---------

Ordering Information	Description	PU	Part Number
----------------------	-------------	----	-------------

Connectors sets, Filedmountable

**Connector Kit POF SC-RJ IP67,**


Supplied:

- SC-POF interior housing
- SC-POF ferrule
- SC-RJ connector housing
- Boot
- Housing IP67, type 06
- Instruction manual
- Turning and clamping tool
- Sand paper

980/1000

1

R315088



Connector IP67, type 06, black, SC-RJ APC, SM,
black,
Connector set with SC-RJ APC plug und housing IP67,
type 06.

Plug color: black.

Fiber: SM G.652.D (OS1, OS2).

Ferrule: inner Ø 126 µm, tol. +1µm/0.

Supplied:

- SC interior housing incl. ferrule pre assembled
- SC-RJ connector housing
- Housing IP67, type 06, black
- Instruction manual


126.0 (+1/-0) µm

50

R803946



Different cable Ø and type on request.



Connector IP67, type 06, black, SC-RJ PC, SM,
black,
Connector set with SC-RJ PC plug und housing IP67, type
06.

Plug color: black.

Fiber: SM G.652.D (OS1, OS2).

Ferrule: inner Ø 126 µm, tol. +1µm/0.

Supplied:

- SC interior housing incl. ferrule pre assembled
- SC-RJ connector housing
- Housing IP67, type 06, black
- Instruction manual


126.0 (+1/-0) µm

50

R315009



Different cable Ø and type on request.

**Connector IP67, type 06, black, SC-RJ PC, MM,**

black,
Connector set with SC-RJ PC plug and housing IP67, type
06.

Plug color: black.

Fiber: MM G50/125, G62.5/125 (OM4-OM1).

Ferrule: inner Ø 127 µm, tol. +3µm/0.

Supplied:

- SC interior housing incl. ferrule pre assembled
- SC-RJ connector housing
- Housing IP67, type 06, black
- Instruction manual

127.0 (+3/-0) µm

50

R315008




Different cable Ø and type on request.

Industrial

Ordering Information	Description	PU	Part Number
----------------------	-------------	----	-------------

IP Housing and mounting frames for FM45



Mounting Frame IP67, Type 06, plastic

Compatible with SC-RJ and RJ45 one-channel module.

Supplied:

- Mounting frame
- Gasket
- 4 screws M3x11.5
- 4 screw KA30x10

1

R309588



Protective Cover IP67, type 06, plastic

Cover protecting the contact insert in the IP67 adapter frame type 06.

5

R309589



FM45 Connector Housing IP65, type 14, plastic


Connector housing, empty, to be fitted with shielded or unshielded FM45 plug connectors.

Housing material: plastic (PA).

Color: black.

1

R320687



Mounting Frame IP65, type 14,

Compatible with RJ45 one-channel module.


Supplied:

- Mounting frame
- Gasket

1xRJ45, plastic

1

R320686




Protective Cover IP65, type 14, plastic

Cover protecting the contact insert in the IP65 adapter frame type 14.

1

R320689

Ordering Information	Description	PU	Part Number
----------------------	-------------	----	-------------


**FM45 Connector Housing IP67, type 14, metal**

Connector housing, empty, to be fitted with shielded or unshielded FM45 plug connectors.

Material Housing: zinc, nickel-plated.

1

R320685

**Mounting Frame IP67, type 14,**

Compatible with RJ45 one-channel module.


Supplied:

- Mounting frame
- Gasket

1xRJ45, metal

1

R320690

**FM45 Connector Housing IP20, metal**

Connector housing, empty, to be fitted with shielded or unshielded FM45 plug connectors.

Housing material: zinc, nickel-plated.


Color: metallic.

Supplied:

- Housing metal, IP20
- Strain relief for cable Ø 4.5 - 10.0 mm
- Color coding FM45, anthracite
- Instruction manual

10

R510110

Outlets and boxes**SM Connection Box IP65, 80x120x56,**

Color: light gray (RAL 7035).

Material housing: PC.

Supplied:

- Connection box kit, empty
- 4 screws KA30x7
- 1 mounting hole for M20 cable glands
- 1 mounting hole for mounting frame IP67, type 06


type 06, empty

1

R311624



Excluding IP67 mounting frame and M20 cable glands.

**SM Connection Box IP65, 80x120x56,**

Color: light gray (RAL 7035).

Material housing: PC.

Supplied:

- Connection box kit, empty
- 4 screws KA30x7
- 1 mounting hole for M20 cable glands
- 1 mounting hole for mounting frame IP65/IP67, type 14

type 14, empty

1

R510848



Excluding IP65/IP67 mounting frame and M20 cable glands.

Industrial

Ordering Information	Description	PU	Part Number
	SM Connection Box IP65, 120x122x56, Color: light gray (RAL 7035). Material housing: PC. Supplied: – Connection box kit, empty – 4 screws KA30x7 – 2 mounting holes for M20 cable glands – 2 mounting holes for mounting frame IP67, type 06 type 06, empty	1	R311625
	 Excluding IP67 mounting frame and M20 cable glands.		
	SM Connection Box IP65, 120x122x56, Color: light gray (RAL 7035). Material housing: PC. Supplied: – Connection box kit, empty – 4 screws KA30x7 – 2 mounting holes for M20 cable glands – 2 mounting holes for mounting frame IP65/IP67, type 14 type 14, empty	1	R510849
	 Excluding IP65/IP67 mounting frame and M20 cable glands.		
	SM Connection Box Alu IP65, 148x98x81, Connection box for 2 ports with protection class IP65. UV and impact resistance up to class IK07. Color: black. Material housing: aluminum. Supplied: – Housing, empty – 2 mounting frame, type 06 – 2 protective cover, type 06 – 2 cable gland 2-port, type 06, empty	1	R510850
	 Capable for connections FO.		
	SM Connection Box Alu IP65, 148x98x81, Connection box for 2 ports with protection class IP65. UV and impact resistance up to class IK07. Color: black. Material housing: aluminum. Supplied: – Housing, empty – 2 mounting frame, type 14 – 2 protective cover, type 14 – 2 cable gland 2-port, type 14, empty	1	R510851
	 Capable for connections FO.		
	Small Distributor Box IP54 Housing: Sheet steel, powder-coated, medium gray, NCS 2502-B.	1	R308497

Ordering Information	Description	PU	Part Number
----------------------	-------------	----	-------------



WM Outlet IP44, 2x1-port, 93x90

Color: light gray (RAL 7035).

Material housing: PC.

Supplied:

- Outlet incl. labeling window
- Mounting frame for two RJ45 connection modules, Snap-In
- Lock incl. 2 keys
- Instruction manual

1

R503476



FM Connection Box Splash Line IP54, 87x87,

Color: pure white (RAL 9010).

Supplied:

- Foam-rubber padded mounting frame
- Cover frame
- Round central plate including O-ring and fastening screws
- Label strips
- Label window
- Instruction manual

1x1-Port, white

1

R307037

2x1-Port, white

1

R307036



SM Connection Box Splash Line IP54, 87x87,

Color: pure white (RAL 9010).

Supplied:

- Bottom part surface-mounted housing
- Foam-rubber padded mounting frame
- Cover frame
- Round central plate including O-ring and fastening screws
- Label strips
- Label window
- Instruction manual

1x1-Port, white

1

R307038

2x1-Port, white

1

R307039



Also mountet on DIN top-hat rail.

Cable glands M20x1.5 (min. IP55) not included.



Splash Cap IP54,

Offering dust protection and color coding to data outlets and patch panels. The cap with its rubber seal provide protection class IP54.

Supplied:

- Splash cap
- Rubber seal
- Installation manual

white

10

R306063

blue

10

R306058

red

10

R306062

yellow

10

R306060

green

10

R306061



Splash Sleeve IP54,

Elastic, transparent rubber sleeve suitable for all RJ45 patch cords. Together the Splash sleeve and the Splash cap offer protection class IP54.

transparent

10

R306064

Industrial

Ordering Information	Description	PU	Part Number
----------------------	-------------	----	-------------

Coupler




Coupler Module IP67, type 06,
IP67 housing with coupler module, Cat.5e, 1xRJ45/s -
1xRJ45/s.
Cat.5e, 2xRJ45

1

R309590

Accessories



SM Mounting Lugs IP65
Mounting kit for SM connection box IP65.
Color: light gray (RAL 7035).
Supplied:
– 4 mounting lugs
– 4 screws

1

R311626



Cable Gland IP67,
Supplied:
– Cable gland IP67
– Counternut
M20, 5.5-12mm, plastic
M25, 2x8mm, plastic
M32, 15-21mm, plastic

1

R310726


1

R503530

1

R310727

DIN Top-Hat Rail Adapter



DIN Top-Hat Rail Mounting Plate
Supplied:
– Mounting plate fitting DIN top-hat rail
– Adapter plate 85 x 86 mm
– 2 countersunk screws M4 x 10 mm
– 2 cylinder screws M4 x 10 mm
85x86 mm


1

R311160



For the following outlets: R315798, R316478, R315799, R307038, and R307039.

Ordering Information	Description	PU	Part Number
----------------------	-------------	----	-------------

**DIN Top-Hat Rail Mounting Plate**

Supplied:

- Mounting plate fitting DIN top-hat rail
- Adapter plate 45 x 80 mm
- 2 countersunk screws M4 x 10 mm
- 2 cylinder screws M3 x 4 mm


45x80 mm

1

R311161



For mini surface-mount box: R925728.

DRM45 Adapter**DIN Rail Module DRM45, plastic**

DIN Rail Module DRM45 for one RJ45 port, SC-RJ or E-2000™ Compact.

Color: light gray (RAL 7035).

Material: plastic (PC-GF10).

Supplied:


- DIN Rail Module DRM45
- Labeling strip
- Instruction manual

10

R314000



Suitable for RJ45 connection modules and fiberoptic connectors with support plates

**DIN Rail Module DRM45, Real10 Cat.6/s, plastic**

DIN Rail Module DRM45 and one connection module RJ45.

Color: light gray (RAL 7035).

Material: plastic (PC-GF10).

Supplied:

- DIN Rail Module DRM45
- Real10 Cat.6 connection module, RJ45/s incl. EMC cover and dust cover
- Labeling strip
- Instruction manual

1


R804257

Fiber Optic Systems

OM3

Ordering Information	Description	PU	Part Number
----------------------	-------------	----	-------------

Installation Cable




Mini Breakout Cable I-V(ZN=B)H, OM3,

The mini breakout cable is the ideal fiber to the desk solution for direct connector fitting. Due to its compact design it is easy to install, where space is limited it is perfect and economic solution. The 900µm tight buffers are individually colored and surrounded by glass yarns.

Sheath: LSZH, green.

Fiber: multimode (MM) G50/125.

12-fibers	2000	R308318
------------------	------	---------



Central Loose Tube Cable I/A-DQ(ZN=B)H, OM3,


This cable construction features a central gel-filled loose tube with a diameter of 2.8 mm for 2 - 16 fibers or 3.5 mm for 18 - 24 fibers. The reinforced glass yarns enhance strength and tensile force and is making it to your ideal partner for secondary cabling applications (backbone) in generic cabling systems.

Sheath: LSZH, green.

Fiber: multimode (MM) G50/125.

12-fibers	2000	R308214
24-fibers	2000	R308215

Patch Cord



Patch Cord LC-Duplex PC - LC-Duplex PC, beige/turquoise,

Both sides fitted with LC-Duplex PC connector.


Connector color: beige.

Lever color: turquoise.

Fiber: MM G50/125 (OM3).

Cable: F8 2.0x4.1 mm, turquoise.

OM3, M/4, F8 2.0x4.1mm, 3 m	1	R323065
OM3, M/4, F8 2.0x4.1mm, 5 m	1	R323066



Patch Cord SC-Duplex PC - SC-Duplex PC, beige,





Both sides fitted with SC-Duplex PC connector.

Connector color: beige.





Fiber: MM G50/125 (OM3), bend-optimized.

Cable: F8 2.7x5.5 mm, turquoise.

OM3, M/4, F8 2.7x5.5mm, 3 m	1	R800835
OM3, M/4, F8 2.7x5.5mm, 5 m	1	R323046


Ordering Information	Description	PU	Part Number
Patch Panel 1U			
	19" 1U SpliceBox 24xLC-Duplex Front panel with staggered arrangement of adapters. Supplied: – 19" 1U splice box, with 4 splice trays radius 30 mm, fastening material and installation instructions – Front panel equipped with adapters and pigtails OM3, PC, ceramic, M/4	1	R804621
	 Without cover for 19" 1U SpliceBox / BreakoutBox (R306775).		
	19" 1U SpliceBox 24xSC-Duplex Supplied: – 19" 1U splice box, with 4 splice trays radius 30 mm, fastening material and installation instructions – Front panel equipped with adapters and pigtails OM3, PC, ceramic, M/4	1	R804622
	 Without cover for 19" 1U SpliceBox / BreakoutBox (R306775).		
	FiberModul 7HP, metal, splice, 6xLC-Duplex Supplied: – Slide-in unit, splice tray radius 35 mm, fastening material, labeling strips and installation instructions – Metal front panel equipped with 6xLC-Duplex adapters, pigtails inserted and ready for splicing OM3, PC, ceramic, M/4	1	R805975
	FiberModul 7HP, metal, splice, 6xSC-Duplex Supplied: – Slide-in unit, splice tray radius 35 mm, fastening material, labeling strips and installation instructions – Metal front panel equipped with 6xSC-Duplex adapters, pigtails inserted and ready for splicing OM3, PC, ceramic, M/4	1	R318853
	19" 1U Modularpanel 36, Patch panel with capacity of up to 3 module, 7HP. Supplied: – Modularpanel – Fastening kit – Installation instructions 3x7HP, gray, empty	1	R804258
	 Without cover.		

Fiber Optic Systems OM3

Ordering Information	Description	PU	Part Number
	19" 1U Modularpanel 36, cover, Protection against external mechanical factors. Opened and closed with a screwdriver. Supplied: – Cover (sheet steel) – 4 screws M4x6 mm gray	1	R510710
	19" 1U Cable Guide Modular, For the horizontal patch cords routing. Fitted directly to the racks at the front of the 19" profiles. Material: 1.25 mm sheet steel, powder-coated. Supplied: – Cable guide – Velcro fastener 500 mm 100 mm, gray	1	R510711
	Patching Ring left / right, The patching ring protects the admissible bending radius of the fiber glass cable. Mounted at the front of the 19" profiles. Material: 1.5 mm sheet steel, powder-coated. Supplied: – Patching rings left and right – Velcro fastener 200 mm (for closed racks with front doors) 35 mm, gray	1	R302004
Patch Panel 3U			
	19" 3U Global Rack FO, Capacity of twelve FiberModules/MPO Modules (144 - 288 terminations). Color: medium gray (NCS 2502-B). Dimensions: 3U, 84HP. Supplied: – Global patch panel – 1x insertion guide – Card guiding set – Fastening material empty	1	R319101

Ordering Information	Description	PU	Part Number
----------------------	-------------	----	-------------

Installation Cable



Mini Breakout Cable I-V(ZN=B)H, OM4,

The mini breakout cable is the ideal fiber to the desk solution for direct connector fitting. Due to its compact design it is easy to install, where space is limited it is perfect and economic solution. The 900µm tight buffers are individually colored and surrounded by glass yarns.


Sheath: LSZH, green.

Fiber: multimode (MM) G50/125.

12-fibers

2000

R512707



Central Loose Tube Cable I/A-DQ(ZN=B)H, OM4,

This cable construction features a central gel-filled loose tube with a diameter of 2.8 mm for 2 - 16 fibers or 3.5 mm for 18 - 24 fibers. The reinforced glass yarns enhance strength and tensile force and is making it to your ideal partner for secondary cabling applications (backbone) in generic cabling systems.

Sheath: LSZH, green.

Fiber: multimode (MM) G50/125.

12-fibers

2000


R512394

24-fibers

2000

R512395

Patch Cord



Patch Cord LC-Duplex PC - LC-Duplex PC, beige/turquoise,

Both sides fitted with LC-Duplex PC connector.

Connector color: beige.

Lever color: turquoise.

Fiber: MM G50/125 (OM4), bend-optimized.

Cable: F8 2.0x4.1 mm, turquoise.

OM4, M/4, F8 2.0x4.1mm, 3 m


1

R802252

OM4, M/4, F8 2.0x4.1mm, 5 m

1

R802253



Patch Cord SC-Duplex PC - SC-Duplex PC, beige,

Both sides fitted with SC-Duplex PC connector.

Connector color: beige.

Fiber: MM G50/125 (OM4), bend-optimized.

Cable: F8 2.7x5.5 mm, turquoise.

OM4, M/4, F8 2.7x5.5mm, 3 m

1

R802545









OM4, M/4, F8 2.7x5.5mm, 5 m





1

R802546




Fiber Optic Systems

OM4



Ordering Information	Description	PU	Part Number
Patch Panel 1U			
	19" 1U SpliceBox 24xLC-Duplex Front panel with staggered arrangement of adapters. Supplied: <ul style="list-style-type: none"> – 19" 1U splice box, with 4 splice trays radius 30 mm, fastening material and installation instructions – Front panel equipped with adapters and pigtails OM4, PC, ceramic, M/4	1	R804619
	 Without cover for 19" 1U SpliceBox / BreakoutBox (R306775).		
	19" 1U SpliceBox 24xSC-Duplex Supplied: <ul style="list-style-type: none"> – 19" 1U splice box, with 4 splice trays radius 30 mm, fastening material and installation instructions – Front panel equipped with adapters and pigtails OM4, PC, ceramic, M/4	1	R804620
	 Without cover for 19" 1U SpliceBox / BreakoutBox (R306775).		
	FiberModul 7HP, metal, splice, 6xLC-Duplex Supplied: <ul style="list-style-type: none"> – Slide-in unit, splice tray radius 35 mm, fastening material, labeling strips and installation instructions – Metal front panel equipped with 6xLC-Duplex adapters, pigtails inserted and ready for splicing OM4, PC, ceramic, M/4	1	R513583
	FiberModul 7HP, metal, splice, 6xSC-Duplex Supplied: <ul style="list-style-type: none"> – Slide-in unit, splice tray radius 35 mm, fastening material, labeling strips and installation instructions – Metal front panel equipped with 6xSC-Duplex adapters, pigtails inserted and ready for splicing OM4, PC, ceramic, M/4	1	R805977
	19" 1U Modularpanel 36, Patch panel with capacity of up to 3 module, 7HP. Supplied: <ul style="list-style-type: none"> – Modularpanel – Fastening kit – Installation instructions 3x7HP, gray, empty	1	R804258
	 Without cover.		

Ordering Information	Description	PU	Part Number
	19" 1U Modularpanel 36, cover, Protection against external mechanical factors. Opened and closed with a screwdriver. Supplied: – Cover (sheet steel) – 4 screws M4x6 mm gray	1	R510710
	19" 1U Cable Guide Modular, For the horizontal patch cords routing. Fitted directly to the racks at the front of the 19" profiles. Material: 1.25 mm sheet steel, powder-coated. Supplied: – Cable guide – Velcro fastener 500 mm 100 mm, gray	1	R510711
	Patching Ring left / right, The patching ring protects the admissible bending radius of the fiber glass cable. Mounted at the front of the 19" profiles. Material: 1.5 mm sheet steel, powder-coated. Supplied: – Patching rings left and right – Velcro fastener 200 mm (for closed racks with front doors) 35 mm, gray	1	R302004
Patch Panel 3U			
	19" 3U Global Rack FO, Capacity of twelve FiberModules/MPO Modules (144 - 288 terminations). Color: medium gray (NCS 2502-B). Dimensions: 3U, 84HP. Supplied: – Global patch panel – 1x insertion guide – Card guiding set – Fastening material empty	1	R319101

Fiber Optic Systems OS2





Ordering Information	Description	PU	Part Number
	Mini Breakout Cable I-V(ZN=B)H, G.652.D, The mini breakout cable is the ideal fiber to the desk solution for direct connector fitting. Due to its compact design it is easy to install, where space is limited it is perfect and economic solution. The 900µm tight buffers are individually colored and surrounded by glass yarns. Sheath: LSZH, green. Fiber: singlemode (SM) E9/125. 12-fibers	2000	R304138
	Central Loose Tube Cable I/A-DQ(ZN=B)H, G.652.D, This cable construction features a central gel-filled loose tube with a diameter of 2.8 mm for 2 - 16 fibers or 3.5 mm for 18 - 24 fibers. The reinforced glass yarns enhance strength and tensile force and is making it to your ideal partner for secondary cabling applications (backbone) in generic cabling systems. Sheath: LSZH, green. Fiber: singlemode (SM) E9/125. 12-fibers 24-fibers	2000 2000	R304147 R304148
	Central Loose Tube Cable A-DQ(ZN)B2Y, G.652.D, The outdoor cable for cable and supply ducts. The design is a central gel-filled loose tube of a diameter of 2.8 mm for 2 - 16 fibers and 3.5 mm for 18 - 24 fibers. Specially processed and reinforced glass yarns provide the cable's rodent protection. Sheath: LLDPE, black. Fiber: singlemode (SM) E9/125. 12-fibers 24-fibers	2000 2000	R304156 R304157

Patch Cord

	Patch Cord E-2000™-Compact PC - E-2000™-Compact APC, green/white, Both sides fitted with one E-2000™-Compact PC connector. Connector color: green. Lever color: white. Fiber: SM E9/125 G.652.D (OS1, OS2). Cable: F8 2.7x5.5 mm, yellow. G.652.D, C/1, F8 2.7x5.5mm, 3 m G.652.D, C/1, F8 2.7x5.5mm, 5 m	1 1	R303364 R303366
	Patch Cord LC-Duplex APC - LC-Duplex APC, green/green, Both sides fitted with one LC-Duplex APC 8° connector. Connector color: green. Lever color: green. Fiber: SM E9/125 G.652.D (OS1, OS2). Cable: F8 2.0x4.1 mm, yellow. G.652.D, A/1, F8 2.0x4.1mm, 3 m G.652.D, A/1, F8 2.0x4.1mm, 5 m	1 1	R805629 R805630


Ordering Information	Description	PU	Part Number
Patch Panel 1U			
	<p>19" 1U SpliceBox 24xLC-Duplex Front panel with staggered arrangement of adapters. Supplied:</p> <ul style="list-style-type: none">– 19" 1U splice box, with 4 splice trays radius 30 mm, fastening material and installation instructions– Front panel equipped with adapters and pigtails <p>G.652.D, APC, ceramic, C/1</p>	1	R804625
	<p> Without cover for 19" 1U SpliceBox / BreakoutBox (R306775).</p>		
	<p>19" 1U FibereasyRack 24xE-2000™ Supplied:</p> <ul style="list-style-type: none">– 19" 1U slide-in unit, fastening material, labeling strips and installation instructions– Three 2 x 15 mm radius guards– Front panel equipped with adapters <p>singlemode, APC, ceramic</p>	1	R306199
	<p>FiberModul 7HP, metal, splice, 6xE-2000™-Compact Supplied:</p> <ul style="list-style-type: none">– Slide-in unit, splice tray radius 35 mm, fastening material, labeling strips and installation instructions– Metal front panel equipped with 6xE-2000™-Compact adapters, pigtails inserted and ready for splicing <p>G.652.D, APC, ceramic, C/1</p>	1	R318958
	<p>FiberModul 7HP, metal, splice, 6xSC-Duplex Supplied:</p> <ul style="list-style-type: none">– Slide-in unit, splice tray radius 35 mm, fastening material, labeling strips and installation instructions– Metal front panel equipped with 6xSC-Duplex adapters, pigtails inserted and ready for splicing <p>G.652.D, APC, ceramic, C/1</p>	1	R318959
	<p>19" 1U Modularpanel 36, Patch panel with capacity of up to 3 module, 7HP. Supplied:</p> <ul style="list-style-type: none">– Modularpanel– Fastening kit– Installation instructions <p>3x7HP, gray, empty</p>	1	R804258
	<p> Without cover.</p>		

Fiber Optic Systems OS2

Ordering Information	Description	PU	Part Number
	19" 1U Modularpanel 36, cover, Protection against external mechanical factors. Opened and closed with a screwdriver. Supplied: – Cover (sheet steel) – 4 screws M4x6 mm gray	1	R510710
	19" 1U Cable Guide Modular, For the horizontal patch cords routing. Fitted directly to the racks at the front of the 19" profiles. Material: 1.25 mm sheet steel, powder-coated. Supplied: – Cable guide – Velcro fastener 500 mm 100 mm, gray	1	R510711
	Patching Ring left / right, The patching ring protects the admissible bending radius of the fiber glass cable. Mounted at the front of the 19" profiles. Material: 1.5 mm sheet steel, powder-coated. Supplied: – Patching rings left and right – Velcro fastener 200 mm (for closed racks with front doors) 35 mm, gray	1	R302004
Patch Panel 3U			
	19" 3U Global Rack FO, Capacity of twelve FiberModules/MPO Modules (144 - 288 terminations). Color: medium gray (NCS 2502-B). Dimensions: 3U, 84HP. Supplied: – Global patch panel – 1x insertion guide – Card guiding set – Fastening material empty	1	R319101

Ordering Information	Description	PU	Part Number
----------------------	-------------	----	-------------

Patch Panel Accessories



19" 1U Cable Management Plastic,
Plastic plate with four mounted jumpering brackets. For a neat, horizontal routing of patch cords between patching fields. The reinforced plastic plate and snap-in jumpering brackets provide additional stability and quick mounting.


Supplied:

- 19" 1U plastic panel
- 4 plastic rings, gray
- 19" mounting kit

70 mm plastic ring

1

R306179



19" 2U Cable Management Plastic,
Plastic plate with eight mounted jumpering brackets. For a neat, horizontal routing of patch cords between patching fields. The reinforced plastic plate and snap-in jumpering brackets provide additional stability and quick mounting.


Supplied:

- 19" 2U plastic panel
- 8 plastic ring, gray
- 19" mounting kit

70 mm plastic ring

1

R306180



19" 1U Contact Drawer

For storing spare loose tubes.

Color: NCS 2502-B, medium gray.

Material: sheet steel.

Dimensions: 482.6x43.6(1U)x230 mm (WxHxD).

Supplied:

- 19" 1U contact drawer
- Fastening material
- Excluding FO baffle guides

1

R305374



19" Blind Plate

To cover unused spaces.

Material: sheet steel.

Color: medium gray (NCS 2502-B).

1U

1

R24031-01

2U

1

R24031-02

3U

1

R24031-03

4U

1

R24031-04



Does not include 19" mounting kit



19" Mounting Kit, standard

For the mounting of all types of 19" components.

Supplied:

- 4 M6 screws
- 4 M6 cage nuts
- 4 plastic collars, black


1

R305989

Fiber Optic Systems Security

Ordering Information	Description	PU	Part Number
----------------------	-------------	----	-------------

Security Level 1



Snap-in Coding Clip,

Color coding clip for snap-in adapters and the multimedia outlet.


anthracite	10	R302151
blue	10	R302152
brown	10	R302153
green	10	R302154
violet	10	R302156
white	10	R302157
yellow	10	R302158



Frame E-2000™ Adapter,

Color coding for E-2000™ adapter. Frame not mechanically coded.


violet	12	R308036
blue	12	R304410
brown	12	R304411
green	12	R304412
red	12	R304413
black	12	R304414
orange	12	R304415
white	12	R304416
yellow	12	R304833
turquoise	12	R308037



Lever E-2000™ Connector,

Color coding for E-2000™ connector. Lever not mechanically coded.

violet	12	R308035
blue	12	R304404
brown	12	R304405
green	12	R304406
red	12	R304408
black	12	R304409
orange	12	R304407
white	12	R304403
yellow	12	R304832
turquoise	12	R308034



Color Clip E-2000™-Compact Adapter,

Color clip for E-2000™-Compact adapter. Clip not mechanically coded.

blue	12	R806979
green	12	R807343
red	12	R806978
black	12	R806980
orange	12	R806977
white	12	R807344
turquoise	12	R806976



Frame E-2000™-Compact Adapter,

Color coding for E-2000™-Compact adapter. Frame not mechanically coded.

blue	12	R305519
green	12	R305520
red	12	R314753
black	12	R305524
orange	12	R305521
white	12	R305525
turquoise	12	R308986

Ordering Information	Description	PU	Part Number
----------------------	-------------	----	-------------



Lever E-2000™-Compact Connector,

Color coding for E-2000™-Compact connector. Lever not mechanically coded.


blue	12	R305513
green	12	R305514
red	12	R314752
black	12	R305517
orange	12	R305515
white	12	R305518
turquoise	12	R309004



Frame LC-Duplex Adapter,

Color frame for LC-Duplex adapter.


violet	12	R507806
blue	12	R507809
green	12	R507803
red	12	R507808
black	12	R507804
orange	12	R507802
beige	12	R507810
yellow	12	R507807
turquoise	12	R507805



Color Clip LC Connector,

Color clip for LC connector.

violet	100	R802930
blue	100	R802926
green	100	R802925
orange	100	R802928
beige	100	R802929
turquoise	100	R802927



Color Clip LC-Duplex Connector,

Color clip for LC-Duplex connector.

violet	12	R508101
blue	12	R508104
green	12	R508098
red	12	R508103
black	12	R508099
orange	12	R508097
beige	12	R508105
yellow	12	R508102
turquoise	12	R508100








Coding Frame SC-RJ Adapter

Color coding frame for SC-RJ Adapter. Fitting R&M Smartholes.


12	R310216
----	---------

Fiber Optic Systems Security

Ordering Information	Description	PU	Part Number
	Color Clip SC-RJ Connector, Color coding for SC-RJ patch cord, Fiber Guard, coding frame and Patch Guard.		
	green	12	R310141
	yellow	12	R310142
	blue	12	R310143
	red	12	R310144
	anthracite	12	R310145
	turquoise	12	R310146
	violet	12	R310147
	orange	12	R310148
	Color Clip SCM Splice Tray, Color coding for SCM splice tray and splitter tray. Front snap-on. Supplied: – 5 sheets of color clips of 96 color clips each – Unprinted		
	blue	5	R508347
	green	5	R508346
	red	5	R508343
	yellow	5	R508345
	Splash Cap Universal IP54, Offering dust protection and color coding to data outlets and patch panels. The cap with its rubber seal provide protection class IP54. Supplied: – Splash cap universal – Rubber seal – Installation manual		
	white	10	R320410
	blue	10	R320411
	red	10	R320412
	yellow	10	R320414
	green	10	R320415
	Splash Sleeve Universal IP54, Elastic, transparent rubber sleeve suitable for RJ45, FM45 IP20, E-2000™, E-2000™-Compact, LC-Duplex, SC, SC-RJ and SMI patch cords. Together the Splash sleeve universal and the Splash cap universal offer protection class IP54.		
	transparent	10	R320385
	Color Coding IP67, type 06, plastic Color coding clips suitable for RJ45 IP67 connectors, SCRJ IP67 connectors and adapter frames. Supplied: – 50 coding clips, white – 50 coding clips, blue – 50 coding clips, orange – 50 coding clips, yellow		
		1	R310262

Ordering Information	Description	PU	Part Number
----------------------	-------------	----	-------------

Security Level 2



Frame E-2000™ Adapter,

Color coding for E-2000™ adapter. Frame mechanically coded.

code 1, red	12	R306654
code 2, brown	12	R306645
code 3, yellow	12	R306656
code 4, orange	12	R306655
code 5, violet	12	R306653
code 6, white	12	R306652



Lever E-2000™ Connector,

Color coding for E-2000™ connector. Lever mechanically coded.


code 1, red	12	R306648
code 2, brown	12	R306651
code 3, yellow	12	R306650
code 4, orange	12	R306649
code 5, violet	12	R306647
code 6, white	12	R306646



Color Clip E-2000™-Compact Adapter,

Color clip for E-2000™-Compact adapter. Clip with mechanical coding.


code 1, red	12	R806970
code 2, brown	12	R806971
code 3, yellow	12	R806972
code 4, orange	12	R806973
code 5, violet	12	R806974
code 6, white	12	R806975



Frame LC-Duplex Adapter,

Color frame for LC-Duplex adapter with mechanical coding.

code 1, red	12	R508108
code 2, brown	12	R508109
code 3, yellow	12	R508110
code 4, violet	12	R508111
code 5, white	12	R508112
code 6, black	12	R508113












Color Clip LC-Duplex Connector,

Color clip for LC-Duplex connector with mechanical coding.

code 1, red	12	R508091
code 2, brown	12	R508092
code 3, yellow	12	R508093
code 4, violet	12	R508094
code 5, white	12	R508095
code 6, black	12	R508096

Fiber Optic Systems Security

Ordering Information	Description	PU	Part Number
	Mechanical Color Pin SC-RJ Adapter, Color coding for SC-RJ adapter. Pin mechanically coded. Can be combined with security system levels 1 and 3.		
	code 1, red	12	R318298
	code 2, brown	12	R318302
	code 3, yellow	12	R318305
	code 4, violet	12	R318309
	code 5, white	12	R318310
	code 6, black	12	R318312
	Mechanical Color Clip SC-RJ Connector, Color coding for SC-RJ connector. Clip mechanically coded. Can be combined with security system levels 1 and 3.		
	code 1, red	12	R318280
	code 2, brown	12	R318283
	code 3, yellow	12	R318294
	code 4, violet	12	R318295
	code 5, white	12	R318296
	code 6, black	12	R318297
Security Level 3			
	Patch Guard E-2000™ / E-2000™-Compact Connector Patch Guard for E-2000™ and E-2000™-Compact connectors.		
		12	R314389
	Key Patch Guard E-2000™ Connector Key to Patch Guard for E-2000™ connectors.		
		1	R314390
	Key Patch Guard E-2000™-Compact Connector Key to Patch Guard for E-2000™-Compact connectors.		
		1	R314391

Ordering Information	Description	PU	Part Number
	Guard LC-Duplex Connector Plug Guard for LC-Duplex connector.	1	R508116
	Key Plug Guard LC-Duplex Connector Key to Plug Guard for LC-Duplex connector.	1	R508117
	Fiber Guard SC-RJ Adapter SC-RJ connection protection for outlets and patch panels. Fitting R&M Smartholes. Supplied: – Fiber Guard – 1 key per packing unit	12	R310218
	Adapter Guard SC-RJ SC-RJ plug-in protection for outlets and patch panels. Fits Fiber Guard.	12	R313816
	Key Plug Guard / Fiber Guard Key and key-ring to Plug Guard and Fiber Guard.	1	R304828