

F21 Fixed Patch Panel - 36 Port SC Horizontal duplex to 72 fibers



This innovative, robust 2U fixed patch panel has been designed to accept up to 72 fibers housed within a 2U space. With the ability to use a full array of adapter types, this panel offers a flexible solution to the end user; enabling them to incorporate a multi functional panel which allows easy access during installation or re-work with no disturbance of the existing cable or fibers. In the addition to array of adapters the panel also offers multiple cable entry solutions, up to 8 standard entry points for loose tube, tight buffered, pre-terminated and steel tape armoured cable.

FEATURES/BENEFITS

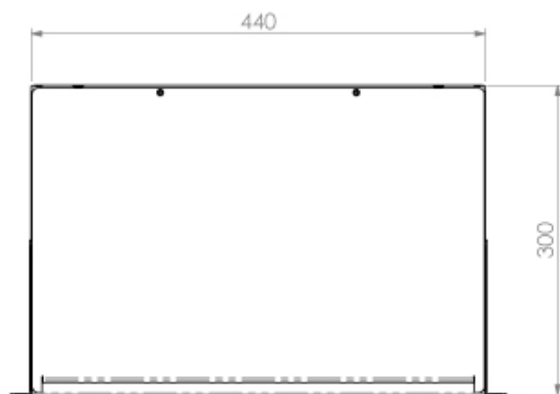
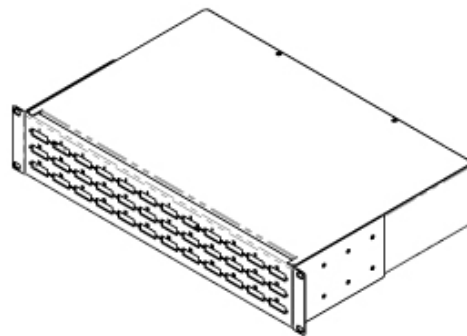
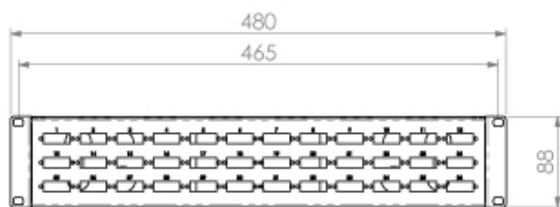
- Up to 72 fibers in 2U
- Multiple adapter options available
- 36 adapter positions
- Individually labeled ports
- Compliant to ROHS and REACH/SvHC
- Fits standard 19"

APPLICATIONS


- Data centers, premise installations, telecommunication networks
- Ethernet, Fiber Channel, ATM, LAN, MAN and WAN
- Data communication
- Indoor applications

SPECIFICATIONS

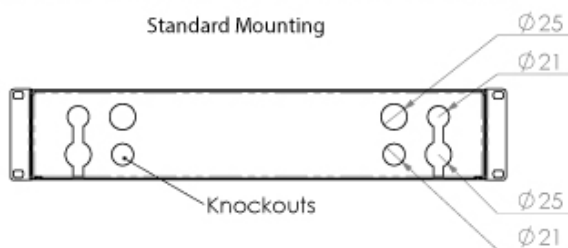
ELEMENT	
Height	2U (88.8mm)
Width	480mm
Depth	300mm
Net weight	3.7kg
Packaged weight	3.9kg
Packaged Dimensions	530mm (W) x 110mm (H) x 330mm (D)
IP Rating	IP20
Suitable for adapter type	SC Duplex
Mounting adjustment range	36
Cable entry 20mm	4
Cable entry 25mm	4
Mounting adjustment range	80mm
Material	Cold rolled steel
Material thickness	1.2mm
Material coating	Powder coating
Colour	Black RAL 9004
Operating Temperature	-40°C to +60°C
Compliant to	RoHS, Reach / SVHC
Designed in accordance with TIA/EIA 568.C, ISO/IEC 11801, EN 50173, IEC 60304, IEC 61754, EN 297-1	



Standard Mounting



Recessed Mounting



Knockouts

Material: Steel
Finish: Powder Coat

ORDERING INFORMATION

PART NUMBER	DESCRIPTION	LEGACY PART NUMBER
FSPB72BXDX-21AD	Fixed Panel Black 9005 2U 36 Port (SCD/LCQ) 72F SC SM (Adaptors)	F21SCS36
FMPB72BXDX-21AD	Fixed Panel Black 9005 2U 36 Port (SCD/LCQ) 72F SC MM (Adaptors)	F21SCM36
FVPB72BXDX-21AD	Fixed Panel Black 9005 2U 36 Port (SCD/LCQ) 72F SC MM EV (Adaptors)	F21SCV36
FSPB72BXEX-21AD	Fixed Panel Black 9005 2U 36 Port (SCD/LCQ) 72F SCA SM (Adaptors)	F21SCA36



SCAN QR FOR PRODUCT PAGE

FURTHER INFORMATION

- For additional information please contact your sales representative
- To view the product 360 visit the product page (Scan the QR code or visit the link below)
- Downloaded from <https://www.aflhyperscale.com/product/f21-fixed-patch-panel>
- AFL Hyperscale reserves the right to make changes in this datasheet at any time without notice
- Information in this document is correct as of September 13, 2019

Europe

+44 (0) 1908 441 144
emeasales@aflhyperscale.com
© AFL Hyperscale 2019

Americas

+1 866 814 8615
usasales@aflhyperscale.com

Middle East & Africa

+971 4 404 9606
mesales@aflhyperscale.com

India

+91 80 46874687
indiasales@aflhyperscale.com

Asia Pacific

+86 755 2561 3694
apacsales@aflhyperscale.com